



Club Health Assessment for District 308 A2 through April 2025

			Status	Membership							Reports					Finance		LCIF
Club Number	Club Name	Charter Date		Current Member Count	YTD Members Added	YTD Members Dropped	YTD Net Growth	YTD Net Growth%	Member Count 12 Months Ago	Avg. length of service for dropped members	Months Since Last MMR ***	Yrs. Since Last Officer Report	President Rotation	Vice President Reported ****	Months Since Last Activity Report ***	Account Balance	Donations for current Fiscal Year	
			Number of times on status quo within last two years	If below 15 members appears					If net loss is greater than 20% appears		If no report in 3 months appears in	When more than one year appears in	Number of repeat terms	Notes the officers that do not have an active	If no report at 12 months appears in red			
Clubs less than two years old																		
180847	Api Api	02/28/2025	Newly Chartered	20	20	0	20	100.00%	0		2			N	M,SC	N/R		
157664	Kuching Unity	03/19/2024	Active	30	0	0	0	0.00%	24		3		2	R		1		
Exc Award (06/30/2024)																		
157271	Luyang (Ace)	02/08/2024	Active	30	5	0	5	20.00%	25		1		2	N		6	\$1,000.00	
180845	Sabah Evergreen	02/26/2025	Newly Chartered	20	20	0	20	100.00%	0		1			N	M,SC	N/R		
Clubs more than two years old																		
25651	BANDAR SERI BEGAWAN	11/06/1970	Active	16	0	1	-1	-5.88%	17	7	5			N	SC	1	\$1,000.00	
Exc Award (06/30/2024)																		
66620	BATU NIAH	09/16/2002	Active	29	3	0	3	11.54%	26		1			R		1	\$1,000.00	
Exc Award (06/30/2017, 06/30/2021)																		
33113	BELAIT L C	12/14/1976	Active	33	2	0	2	6.45%	36		0		2	N		0	\$1,000.00	
Exc Award (06/30/2017)																		
97779	BINTANGOR	10/02/2006	Active	27	0	0	0	0.00%	27		2		5	R		0		
Exc Award (06/30/2018)																		
30905	BINTULU HOST	06/11/1975	Active	25	0	1	-1	-3.85%	27	8	7		2	N		1		
53570	BINTULU KEMENA	08/03/1992	Active	30	0	0	0	0.00%	31		0			N		7		
Exc Award (06/30/2023)																		
64098	BINTULU KIDURONG 2015	03/27/2001	Active	27	5	0	5	22.73%	22		2		2	N		13	\$1,000.00	
Exc Award (06/30/2017)																		
62167	BINTULU MANDARIN	06/18/1999	Active	41	1	1	0	0.00%	47	19	0			N	M,SC	15		
Exc Award (06/30/2021)																		
136096	Inanam Sabah	08/15/2018	Active(1)	15	15	0	15	100.00%	8		0			N	M	20		
55054	KAPIT	11/15/1993	Active	47	4	0	4	9.30%	43		2			N	M	1	\$2,000.00	
Exc Award (06/30/2018, 06/30/2021, 06/30/2024)																		
35843	KENINGAU	06/07/1978	Active	24	1	0	1	4.35%	25		4			N		1		
Exc Award (06/30/2021)																		



Club Health Assessment for District 308 A2 through April 2025

			Status	Membership							Reports					Finance	LCIF
Club Number	Club Name	Charter Date		Current Member Count	YTD Members Added	YTD Members Dropped	YTD Net Growth	YTD Net Growth%	Member Count 12 Months Ago	Avg. length of service for dropped members	Months Since Last MMR ***	Yrs. Since Last Officer Report	President Rotation	Vice President Reported ****	Months Since Last Activity Report ***	Account Balance	Donations for current Fiscal Year
			Number of times on status quo within last two years	If below 15 members appears					If net loss is greater than 20% appears		If no report in 3 months appears in	When more than one year appears in	Number of repeat terms	Notes the officers that do not have an active	If no report at 12 months appears in red		
124229	Keningau Downtown	03/03/2015	Active	17	2	0	2	13.33%	15		4			N	1		\$200.00
Exc Award (06/30/2018)																	
50428	KENINGAU MANDARIN	04/16/1990	Active	42	0	0	0	0.00%	40		1		2	R	0		
Exc Award (06/30/2017, 06/30/2022, 06/30/2023)																	
41223	KOTA BELUD	04/30/1982	Active	6	0	0	0	0.00%	6		0			R	6	S,T,M,VP,SC	
107337	KOTA KINABALU ASIA CITY	01/22/2010	Active	10	0	0	0	0.00%	10		13		3	R	10	SC	
116438	KOTA KINABALU CAPITAL	04/02/2012	Active	24	4	0	4	20.00%	23		1		2	R	0	M	
130808	Kota Kinabalu Centennial	05/19/2017	Active	74	3	1	2	2.78%	72	44	0			R	1		\$1,100.00
Exc Award (06/30/2019, 06/30/2021, 06/30/2023)																	
48220	KOTA KINABALU CENTRAL	03/07/1988	Active	19	4	3	1	5.56%	20	7	1		2	N	0		\$1,000.00
Exc Award (06/30/2016, 06/30/2023)																	
49356	KOTA KINABALU CITY	03/30/1989	Active	39	5	0	5	14.71%	33		1			N	0		\$1,900.00
Exc Award (06/30/2021, 06/30/2023, 06/30/2024)																	
89117	KOTA KINABALU DAMAI	08/19/2005	Active(1)	7	0	2	-2	-22.22%	9	7	1		2	N	24+	S,SC	
46879	KOTA KINABALU DOWNTOWN	01/08/1987	Active	27	5	0	5	22.73%	23		1		2	R	1	SC	\$1,115.00
25619	KOTA KINABALU HOST	10/04/1966	Active	51	5	3	2	4.08%	49	15	0		2	R	0		
125412	Kota Kinabalu Lintas	07/31/2015	Active	27	5	0	5	22.73%	22		9			N	1		\$1,000.00
45021	KOTA KINABALU MANDARIN	05/31/1985	Active	37	1	1	0	0.00%	37	7	1		2	R	2		
40271	KOTA KINABALU METRO	07/24/1981	Active	15	0	0	0	0.00%	15		0			N	1	M,SC	
117160	Kota Kinabalu Star City New Century	06/19/2012	Active	30	5	5	0	0.00%	30	3	0		3	N	20	M	
67464	KOTA KINABALU SUTERA	03/20/2003	Active	46	1	0	1	2.22%	46		2		2	N	0		\$50.00
Exc Award (06/30/2018, 06/30/2021, 06/30/2023)																	
148803	Kota Kinabalu Vintage	10/28/2021	Active	39	22	1	21	116.67%	18	2	0			R	2		
152743	Kota Kinabalu Waterfront	10/07/2022	Active(1)	15	0	0	0	0.00%	17		6			N	8	SC	
148761	Kota Marudu	10/27/2021	Active(1)	13	0	2	-2	-13.33%	16	3	3			R	8		
61722	KUCHING ALLAMANDA	03/31/1999	Active	8	0	2	-2	-20.00%	10	4	0			N	0	P,SC	



Club Health Assessment for District 308 A2 through April 2025

			Status	Membership							Reports					Finance		LCIF
Club Number	Club Name	Charter Date		Current Member Count	YTD Members Added	YTD Members Dropped	YTD Net Growth	YTD Net Growth%	Member Count 12 Months Ago	Avg. length of service for dropped members	Months Since Last MMR ***	Yrs. Since Last Officer Report	President Rotation	Vice President Reported ****	Months Since Last Activity Report ***	Account Balance	Donations for current Fiscal Year	
			Number of times on status quo within last two years	If below 15 members appears				If net loss is greater than 20% appears			If no report in 3 months appears in	When more than one year appears in	Number of repeat terms	Notes the officers that do not have an active	If no report at 12 months appears in red			
133484	Kuching Centennial	12/12/2017	Active	31	1	0	1	3.33%	33		9			N	2		\$150.00	
Exc Award (06/30/2018, 06/30/2021, 06/30/2024)																		
48946	KUCHING CITY	10/11/1988	Active	34	0	0	0	0.00%	34		1			R	0		\$830.00	
Exc Award (06/30/2017, 06/30/2018, 06/30/2024)																		
138321	Kuching Elite	06/17/2019	Active	10	0	1	-1	-9.09%	11	3	8			N	4			
Exc Award (06/30/2021, 06/30/2022)																		
64347	KUCHING EMERALD NEW CENTURY	05/22/2001	Active	23	1	0	1	4.55%	22		1			N	0		\$1,000.00	
Exc Award (06/30/2023, 06/30/2024)																		
85001	KUCHING HORNBILL	03/12/2005	Active(3)	32	8	5	3	10.34%	29	9	1			R	VP,SC	0	\$1,000.00	
25629	KUCHING HOST	10/15/1966	Active	34	7	0	7	25.93%	27		1		2	R	2		\$2,000.00	
65325	KUCHING IXORA	05/03/2002	Active	41	3	0	3	7.89%	41		1			R	1		\$3,590.00	
Exc Award (06/30/2018, 06/30/2019, 06/30/2024)																		
78060	KUCHING KOTA SAMARAHAN	01/14/2004	Active	24	4	0	4	20.00%	21		1			N	0		\$1,200.00	
Exc Award (06/30/2019, 06/30/2020)																		
104340	KUCHING KOTA SENTOSA	01/13/2009	Active	22	7	2	5	29.41%	17	3	1		2	N	0		\$700.00	
Exc Award (06/30/2016, 06/30/2019)																		
45942	KUCHING METRO	03/04/1986	Active	19	1	0	1	5.56%	21		1		2	N	SC	0	\$100.00	
Exc Award (06/30/2021, 06/30/2023)																		
50267	KUCHING NORTH	03/07/1990	Active	13	7	8	-1	-7.14%	12	3	1		2	N	SC	1	\$1,000.00	
Exc Award (06/30/2021, 06/30/2024)																		
150967	Kuching One Earth	05/26/2022	Active	10	0	1	-1	-9.09%	11	3	4		3	R	SC	17		
146391	Kuching Oriental	06/01/2021	Active	23	0	2	-2	-8.00%	24	3	0			N	0		\$1,000.00	
Exc Award (06/30/2024)																		
55330	KUCHING STAMPIN-PENDING	02/18/1994	Active	24	0	0	0	0.00%	24		0			N	SC	1	\$1,000.00	
36835	LABUAN	03/30/1979	Active	23	0	0	0	0.00%	23		13			N	5			
59677	LABUAN MANDARIN	06/01/1997	Active	77	12	6	6	8.45%	71	7	1		2	R	8		\$1,000.00	
Exc Award (06/30/2016)																		
55978	LAHAD DATU	07/08/1994	Active	14	2	0	2	16.67%	12		0		3		VP,SC	18		



Club Health Assessment for District 308 A2 through April 2025

			Status	Membership							Reports					Finance		LCIF
Club Number	Club Name	Charter Date		Current Member Count	YTD Members Added	YTD Members Dropped	YTD Net Growth	YTD Net Growth%	Member Count 12 Months Ago	Avg. length of service for dropped members	Months Since Last MMR ***	Yrs. Since Last Officer Report	President Rotation	Vice President Reported ****	Months Since Last Activity Report ***	Account Balance	Donations for current Fiscal Year	
			Number of times on status quo within last two years	If below 15 members appears					If net loss is greater than 20% appears			If no report in 3 months appears in	When more than one year appears in	Number of repeat terms	Notes the officers that do not have an active	If no report at 12 months appears in red		
Exc Award (06/30/2018, 06/30/2023)																		
62567	LAHAD DATU MANDARIN	12/16/1999	Active(3)	12	12	11	1	9.09%	11	25	3		3	R	T,M,VP,SC	24+		
98104	LAMBIR MIRI	11/29/2006	Active	14	1	0	1	7.69%	18		6			IP		1		
Exc Award (06/30/2019)																		
48740	LAWAS	06/14/1988	Active	16	0	0	0	0.00%	16		9			N	M,VP,SC	14		
Exc Award (06/30/2021)																		
47924	LIMBANG	12/08/1987	Active(1)	31	0	0	0	0.00%	31		11		2	R	P,VP	22		\$2,000.00
Exc Award (06/30/2021)																		
54146	LIMBANG MANDARIN	02/25/1993	Active	22	0	0	0	0.00%	23		1			N	P,VP,SC	14		
98105	LUTONG	11/29/2006	Active	41	20	1	19	86.36%	23	2	0			N	VP,SC	2		\$3,000.00
54184	MARUDI MANDARIN	03/04/1993	Active(1)	13	0	0	0	0.00%	14		0		2	N	T,VP	24+		\$2,500.00
Exc Award (06/30/2021)																		
131317	Miri Centennial	06/20/2017	Active	27	1	4	-3	-10.00%	30	8	1			N	SC	0		
Exc Award (06/30/2021, 06/30/2024)																		
49853	MIRI CENTRAL	09/14/1989	Active	20	8	3	5	33.33%	16	4	1				VP	0		\$5,000.00
Exc Award (06/30/2021, 06/30/2023, 06/30/2024)																		
25631	MIRI HOST	06/28/1967	Active	50	6	5	1	2.04%	49	4	1			N	M,SC	0		\$2,000.00
Exc Award (06/30/2018, 06/30/2019, 06/30/2020)																		
56523	MIRI MANDARIN	02/09/1995	Active	121	22	2	20	19.80%	128	15	1			N		0		\$3,000.00
Exc Award (06/30/2017, 06/30/2018, 06/30/2020)																		
65347	MIRI RESORT CITY NEW CENTURY	05/17/2002	Active(3)	17	7	7	0	0.00%	22	3	6		3	N	SC	7	90+ Days	
62203	MUKAH	06/25/1999	Active	22	0	0	0	0.00%	22		13		9	R	VP,SC	7	90+ Days	
126758	Papar Host	01/29/2016	Active(1)	17	0	0	0	0.00%	17		13		None		P,S,T,M,VP SC	12		
52700	PENAMPANG HONGKOD	03/20/1992	Active	10	1	2	-1	-9.09%	11	9	2		3	R		0		
45022	PENAMPANG HOST	05/31/1985	Active	23	0	0	0	0.00%	25		1			R		1		
Exc Award (06/30/2018, 06/30/2024)																		
54869	RANAU	09/13/1993	Active	51	18	1	17	50.00%	34	31	0				VP	1		
Exc Award (06/30/2018)																		



Club Health Assessment for District 308 A2 through April 2025

			Status	Membership							Reports					Finance		LCIF
Club Number	Club Name	Charter Date		Current Member Count	YTD Members Added	YTD Members Dropped	YTD Net Growth	YTD Net Growth%	Member Count 12 Months Ago	Avg. length of service for dropped members	Months Since Last MMR ***	Yrs. Since Last Officer Report	President Rotation	Vice President Reported ****	Months Since Last Activity Report ***	Account Balance	Donations for current Fiscal Year	
			Number of times on status quo within last two years	If below 15 members appears				If net loss is greater than 20% appears			If no report in 3 months appears in	When more than one year appears in	Number of repeat terms	Notes the officers that do not have an active	If no report at 12 months appears in red			
139748	Sandakan City	10/30/2019	Active	17	6	0	6	54.55%	14		8		2	R	SC	1		
82610	SANDAKAN SELINGAN	06/14/2004	Active	41	0	1	-1	-2.38%	40	20	1			N	SC	0	\$1,000.00	
	Exc Award (06/30/2024)																	
35238	SARIKEI	03/23/1978	Active	39	2	0	2	5.41%	37		1			N	SC	2	\$10,000.00	
	Exc Award (06/30/2017, 06/30/2018, 06/30/2020)																	
44478	SERIAN	12/31/1984	Active	33	1	0	1	3.13%	32		3			N		0	\$1,400.00	
	Exc Award (06/30/2021, 06/30/2023, 06/30/2024)																	
25639	SIBU	05/09/1967	Active	29	0	0	0	0.00%	31		1		2	R		0		
116911	SIBU BAWANG ASSAN	05/17/2012	Active	33	2	0	2	6.45%	32		1			N		0		
	Exc Award (06/30/2017, 06/30/2024)																	
66621	SIBU BERJAYA	09/05/2002	Active	45	0	5	-5	-10.00%	50	15	0			N		2	\$400.00	
	Exc Award (06/30/2017, 06/30/2018, 06/30/2020)																	
53092	SIBU CENTRAL	05/04/1992	Cancelled(8*)	0	0	6	-6	-100.00%	6	25	3		None		P,S,T,M,VP SC	18	90+ Days	
78501	SIBU CITY	05/25/2004	Active	30	4	0	4	15.38%	32		2			N		2		
	Exc Award (06/30/2016)																	
132195	Sibu Dudong	07/24/2017	Active	22	1	0	1	4.76%	21		1			N		1	\$1,000.00	
	Exc Award (06/30/2018, 06/30/2020, 06/30/2024)																	
104213	SIBU JAYA	01/05/2009	Active	41	1	0	1	2.50%	41		7			N		0	\$1,000.00	
	Exc Award (06/30/2018, 06/30/2019, 06/30/2024)																	
131318	Sibu Lanang	06/14/2017	Active	8	0	0	0	0.00%	12		10			R		6	\$50.00	
147772	Sibu Loving Care	08/02/2021	Active	34	5	0	5	17.24%	30		1			N		0	\$4,000.00	
	Exc Award (06/30/2023, 06/30/2024)																	
51071	SIBU MANDARIN	11/19/1990	Active	38	3	0	3	8.57%	40		1			N		1	\$6,000.00	
	Exc Award (06/30/2018, 06/30/2021, 06/30/2024)																	
122686	Sibu Nangka	07/10/2014	Active	36	8	0	8	28.57%	31		0			N		0	\$1,000.00	
	Exc Award (06/30/2024)																	
62757	SIBU PAHLAWAN	02/02/2000	Active	44	5	0	5	12.82%	46		1			VP		0	\$1,400.00	
	Exc Award (06/30/2017, 06/30/2018, 06/30/2024)																	



Club Health Assessment for District 308 A2 through April 2025

			Membership								Reports						Finance		LCIF	
Club Number	Club Name	Charter Date		Current Member Count	YTD Members Added	YTD Members Dropped	YTD Net Growth	YTD Net Growth%	Member Count 12 Months Ago	Avg. length of service for dropped members	Months Since Last MMR ***	Yrs. Since Last Officer Report	President Rotation	Vice President Reported ****	Months Since Last Activity Report ***	Account Balance	Donations for current Fiscal Year			
			Number of times on status quo within last two years	If below 15 members appears	If net loss is greater than 20% appears					If no report in 3 months appears in	When more than one year appears in	Number of repeat terms	Notes the officers that do not have an active	If no report at 12 months appears in red						
129328	Sibu Queensway	11/29/2016	Active	46	11	1	10	27.78%	36	0	2			N	0		\$1,000.00			
Exc Award (06/30/2023, 06/30/2024)																				
132194	Sibu Rejang	07/24/2017	Active	28	6	0	6	27.27%	23		6			M,VP,SC	1					
Exc Award (06/30/2024)																				
54830	SIBU SEDUAN	08/19/1993	Active	45	3	0	3	7.14%	45		4			N	0					
106740	SIBU SUNGAI MERAH	10/12/2009	Active	24	0	0	0	0.00%	24		1			R	P,VP,SC	1				
Exc Award (06/30/2017, 06/30/2018)																				
115408	SONG	10/28/2011	Active(1)	20	0	0	0	0.00%	20		10		2	R	P,VP,SC	13	90+ Days			
53542	TANJUNG ARU	07/16/1992	Active	35	3	1	2	6.06%	37	7	9			R	M,SC	7	\$1,000.00			
Exc Award (06/30/2021, 06/30/2024)																				
51487	TAWAU CENTRAL	03/30/1991	Active	24	0	0	0	0.00%	25		1		2	R		0				
Exc Award (06/30/2017)																				
50390	TAWAU COSMO	04/10/1990	Active	29	0	0	0	0.00%	31		6			N	0		\$1,000.00			
35239	TAWAU HOST	03/30/1978	Active	33	0	0	0	0.00%	33		1			N	1					
58117	TAWAU MANDARIN	04/16/1996	Active(1)	36	0	0	0	0.00%	42		1			N	1					
117939	TAWAU MEGA	11/01/2012	Active	28	3	0	3	12.00%	28		6			N	0		\$1,000.00			
40329	TENOM HOST	08/11/1981	Active	32	1	5	-4	-11.11%	36	8	3			N	P,SC	0				
Exc Award (06/30/2016, 06/30/2020, 06/30/2024)																				
106796	TUARAN	10/21/2009	Active	20	4	10	-6	-23.08%	26	5	8		6		P,T,VP,SC	24+				
Current Total Clubs Count	YTD New Clubs Count	YTD Cancelled Clubs Count	YTD Net Club Gain	Current Total Members Count	YTD Add	YTD Drop	YTD Net Growth	YTD Net Growth %	Member Count 12 Months Ago	Average Member Count Per Club	% of Clubs with less than 20 members	% No MMR in 3 Months	% No Officer Report in 12 Months	% of Clubs with balance 90+ days	Number of Clubs in Status Quo	% Status Quo Clubs in Financial Suspension	Number of Cancelled Clubs	Average Cancelled Club Age	Members Lost Due to Cancellation	% of Clubs Cancelled for Non-Financial Reasons
97	2	1	1	2,811	356	113	243	9.46%	2,693	29	26%	33%	0%	3%	0	0%	1	33	6	0%

* - P - Priority Club. Cancellation Reasons: 1-Objectives/conduct, 2-Non-active club, 5-Non-existing club, 6-Disbanding, 7-Merger, 8-Financial Suspension, 9-District/Multiple District Dues.

** - Abbreviation: P-President, S-Secretary, T-Treasurer, M-Member Chairperson, VP-First Vice President, MC-Communications Chairperson, SC-Service Chairperson

*** - Abbreviation: N/R - Never reported using the Lions Clubs website, N/A - Not applicable, No password registered for the Lions Clubs website.

**** - Abbreviation: N - New, IP - Immediate Past, R - Repeat.



Club Health Assessment for District 308 B1 through April 2025

			Status	Membership							Reports					Finance	LCIF
Club Number	Club Name	Charter Date		Current Member Count	YTD Members Added	YTD Members Dropped	YTD Net Growth	YTD Net Growth%	Member Count 12 Months Ago	Avg. length of service for dropped members	Months Since Last MMR ***	Yrs. Since Last Officer Report	President Rotation	Vice President Reported ****	Months Since Last Activity Report ***	Account Balance	Donations for current Fiscal Year
			Number of times on status quo within last two years	If below 15 members appears					If net loss is greater than 20% appears			If no report in 3 months appears in	When more than one year appears in	Number of repeat terms	Notes the officers that do not have an active	If no report at 12 months appears in red	
Clubs less than two years old																	
157448	KL Re-Mind	04/01/2024	Active	25	4	3	1	4.17%	21	1	1		2	N	1	90+ Days	\$1,000.00
154403	Kuala Lumpur Entrepreneurs	06/27/2023	Active	29	0	0	0	0.00%	29		0		3	R	7		
	Exc Award (06/30/2024)																
178815	Kuala Lumpur Prima	01/09/2025	Active	24	24	0	24	100.00%	0		3			VP,SC	N/R		
154635	Kuala Lumpur Velocity	06/20/2023	Active	28	11	6	5	21.74%	23	1	1		3	N	0		\$1,000.00
	Exc Award (06/30/2024)																
156859	Maran	01/31/2024	Active	51	4	5	-1	-1.92%	52	1	1		2	R	1		\$1,000.00
Clubs more than two years old																	
58803	AMPANG	10/08/1996	Active	43	7	0	7	19.44%	37		7			N	1		
	Exc Award (06/30/2019, 06/30/2022, 06/30/2023)																
84802	BENTONG	03/06/2005	Active	21	2	5	-3	-12.50%	24	11	1			R	1		
	Exc Award (06/30/2023)																
64822	CHUKAI CENTRAL KLCC	12/04/2001	Active	36	0	1	-1	-2.70%	40	4	1			N	T	0	
	Exc Award (06/30/2018)																
36164	DAMANSARA KUALA LUMPUR	10/09/1978	Active	71	2	0	2	2.90%	69		1		2	R	2		
	Exc Award (06/30/2018, 06/30/2019, 06/30/2020)																
42705	GUA MUSANG 1983	05/31/1983	Active	33	3	0	3	10.00%	30		1			N	5		\$1,000.00
	Exc Award (06/30/2020, 06/30/2021, 06/30/2022)																
111280	HANG TUAH JAYA	06/02/2011	Active(2)	20	27	32	-5	-20.00%	25	6	1			N	5		
	Exc Award (06/30/2020, 06/30/2021)																
99330	JERANTUT JAYA	05/08/2007	Active	50	2	1	1	2.04%	49	15	1			N	4		
	Exc Award (06/30/2018, 06/30/2020)																
135970	KL Agape Star	07/23/2018	Active	51	7	2	5	10.87%	48	3	1			N	0		\$1,000.00
	Exc Award (06/30/2020, 06/30/2021, 06/30/2022)																
124646	KL Bukit Bintang	04/20/2015	Active	30	11	7	4	15.38%	26	4	1			R	1		\$1,000.00
	Exc Award (06/30/2018, 06/30/2019, 06/30/2020)																
124474	KL First Responder	03/30/2015	Active	13	1	0	1	8.33%	12		1			M,VP,SC	11		



Club Health Assessment for District 308 B1 through April 2025

			Status	Membership							Reports					Finance		LCIF
Club Number	Club Name	Charter Date		Current Member Count	YTD Members Added	YTD Members Dropped	YTD Net Growth	YTD Net Growth%	Member Count 12 Months Ago	Avg. length of service for dropped members	Months Since Last MMR ***	Yrs. Since Last Officer Report	President Rotation	Vice President Reported ****	Months Since Last Activity Report ***	Account Balance	Donations for current Fiscal Year	
			Number of times on status quo within last two years	If below 15 members appears				If net loss is greater than 20% appears			If no report in 3 months appears in	When more than one year appears in	Number of repeat terms	Notes the officers that do not have an active	If no report at 12 months appears in red			
118976	KOTA BHARU "GLORIOUS BUDAYA" Exc Award (06/30/2023)	03/19/2013	Active	26	1	0	1	4.00%	29		1			N	0			
129117	Kota Bharu Centennial Exc Award (06/30/2024)	10/24/2016	Active	21	0	2	-2	-8.70%	23	1	4		2	N	1			
25623	KOTA BHARU HOST Exc Award (06/30/2021)	03/12/1961	Active	39	10	5	5	14.71%	33	10	2			N	SC	2	\$1,000.00	
138832	Kota Bharu Voice for the Voiceless Exc Award (06/30/2020)	06/30/2019	Cancelled(8*)	0	0	17	-17	-100.00%	17	4	4	1	None		P,S,T,M,VP SC	15	90+ Days	
59202	KOTA BUDAYA Exc Award (06/30/2016, 06/30/2018, 06/30/20)	03/11/1997	Active	51	7	0	7	15.91%	55		1			N	1		\$1,000.00	
40916	KUALA KRAI Exc Award (06/30/2018, 06/30/2021, 06/30/20)	02/26/1982	Active	24	2	0	2	9.09%	26		5			R	0		\$1,100.00	
152632	Kuala Krau	10/18/2022	Active(1)	20	3	0	3	17.65%	17		0		3	N	VP,SC	2		
48741	KUALA LIPIS Exc Award (06/30/2020, 06/30/2021, 06/30/20)	06/14/1988	Active	23	3	1	2	9.52%	21	21	0				M,VP	0	\$20.00	
84799	KUALA LUMPUR BUKIT JALIL Exc Award (06/30/2020)	02/02/2005	Active	20	3	0	3	17.65%	17		1			IP	1			
78296	KUALA LUMPUR CAPITAL Exc Award (06/30/2016, 06/30/2018, 06/30/20)	02/02/2004	Active	41	4	0	4	10.81%	44		1		2	N	0			
25625	KUALA LUMPUR CENTRAL Exc Award (06/30/2017, 06/30/2018, 06/30/20)	04/25/1969	Active	27	2	1	1	3.85%	27	1	3			N	1		\$4,800.00	
46523	KUALA LUMPUR CHERAS Exc Award (06/30/2021)	08/28/1986	Active	14	0	0	0	0.00%	14		13		2	N	14			
49459	KUALA LUMPUR CITY Exc Award (06/30/2018, 06/30/2020, 06/30/20)	04/24/1989	Active	34	4	1	3	9.68%	31	8	1			R	1		\$2,000.00	
53275	KUALA LUMPUR EAST Exc Award (06/30/2021, 06/30/2023)	06/09/1992	Active	25	0	5	-5	-16.67%	30	2	2			N	0			
134726	Kuala Lumpur Elite Exc Award (06/30/2020, 06/30/2021)	05/16/2018	Active	56	3	0	3	5.66%	58		5			R	0			



Club Health Assessment for District 308 B1 through April 2025

			Status	Membership							Reports					Finance		LCIF
Club Number	Club Name	Charter Date		Current Member Count	YTD Members Added	YTD Members Dropped	YTD Net Growth	YTD Net Growth%	Member Count 12 Months Ago	Avg. length of service for dropped members	Months Since Last MMR ***	Yrs. Since Last Officer Report	President Rotation	Vice President Reported ****	Months Since Last Activity Report ***	Account Balance	Donations for current Fiscal Year	
			Number of times on status quo within last two years	If below 15 members appears				If net loss is greater than 20% appears			If no report in 3 months appears in	When more than one year appears in	Number of repeat terms	Notes the officers that do not have an active	If no report at 12 months appears in red			
134795	Kuala Lumpur Far East Exc Award (06/30/2022)	06/20/2018	Active(1)	12	0	0	0	0.00%	12		12		8	R VP,SC	24+			
140424	Kuala Lumpur Finnamic Exc Award (06/30/2022, 06/30/2024)	01/06/2020	Active	27	11	0	11	68.75%	22		0			N	0		\$1,020.00	
25624	KUALA LUMPUR HOST Exc Award (06/30/2018, 06/30/2019, 06/30/20)	02/18/1959	Active	71	8	0	8	12.70%	65		1			N	0		\$1,000.00	
84670	KUALA LUMPUR MEGA CITY Exc Award (06/30/2020)	01/18/2005	Active	10	0	0	0	0.00%	10		13			N	1			
59828	KUALA LUMPUR METROPOLITAN Exc Award (06/30/2022)	06/30/1997	Active	8	1	0	1	14.29%	9		9			N	4			
25626	KUALA LUMPUR NORTH Exc Award (06/30/2020, 06/30/2022, 06/30/20)	10/27/1972	Active	47	7	4	3	6.82%	50	15	0			N	0			
61387	KUALA LUMPUR O U G Exc Award (06/30/2020)	12/23/1998	Active	22	5	0	5	29.41%	17		1			R	2			
54858	KUALA LUMPUR PANTAI HILLS Exc Award (06/30/2016, 06/30/2018, 06/30/20)	09/07/1993	Active	9	0	0	0	0.00%	14		4		2	R	6			
123290	Kuala Lumpur Parkcity Exc Award (06/30/2021)	10/15/2014	Active	20	7	3	4	25.00%	16	10	4			VP	1			
111710	KUALA LUMPUR PERDANA	08/31/2011	Active	14	0	1	-1	-6.67%	15	13	9		2	N VP	4			
134621	Kuala Lumpur Providence Exc Award (06/30/2020, 06/30/2022)	04/30/2018	Active	18	1	0	1	5.88%	17		9		2	N	7			
128072	Kuala Lumpur Pudu Sentral Exc Award (06/30/2020, 06/30/2024)	06/28/2016	Active	18	4	0	4	28.57%	15		6			N	0		\$1,800.00	
134393	Kuala Lumpur Seed Exc Award (06/30/2020)	05/22/2018	Cancelled(6*)	0	0	0	0	0.00%	13		1	1	None	P,S,T,M,VP SC	21			
43800	KUALA LUMPUR SENTUL	04/11/1984	Active	22	0	0	0	0.00%	23		10		2	N P	13			
64761	KUALA LUMPUR SERI PETALING Exc Award (06/30/2021)	11/18/2001	Active	14	1	6	-5	-26.32%	19	4	4			N M	1			



Club Health Assessment for District 308 B1 through April 2025

			Status	Membership							Reports					Finance	LCIF
Club Number	Club Name	Charter Date		Current Member Count	YTD Members Added	YTD Members Dropped	YTD Net Growth	YTD Net Growth%	Member Count 12 Months Ago	Avg. length of service for dropped members	Months Since Last MMR ***	Yrs. Since Last Officer Report	President Rotation	Vice President Reported ****	Months Since Last Activity Report ***	Account Balance	Donations for current Fiscal Year
			Number of times on status quo within last two years	If below 15 members appears					If net loss is greater than 20% appears			If no report in 3 months appears in	When more than one year appears in	Number of repeat terms	Notes the officers that do not have an active	If no report at 12 months appears in red	
144911	KUALA LUMPUR SOLARIS	01/22/2021	Active	22	1	2	-1	-4.35%	23	4	4			N	14		
Exc Award (06/30/2023)																	
51549	KUALA LUMPUR SOUTH	04/11/1991	Active(1)	20	1	0	1	5.26%	22		3			N	3		
Exc Award (06/30/2020)																	
49302	KUALA LUMPUR TAMAN TUN	03/13/1989	Active	21	2	0	2	10.53%	24		1			N	1		\$1,000.00
Exc Award (06/30/2018, 06/30/2019, 06/30/2020)																	
61050	KUALA LUMPUR TITIWANGSA	07/23/1998	Active	18	2	0	2	12.50%	16		8			M,VP	5	90+ Days	
Exc Award (06/30/2021)																	
153508	Kuala Lumpur TRX	04/24/2023	Cancelled(8*)	0	0	16	-16	-100.00%	21	2	1		None	P,S,T,M,VP SC	6	90+ Days	
61559	KUALA LUMPUR VISION CITY	02/26/1999	Active	18	1	4	-3	-14.29%	21	2	1			N	0		\$100.00
Exc Award (06/30/2023)																	
25627	KUALA LUMPUR WEST	03/12/1969	Active	16	0	0	0	0.00%	16		9		3	R SC	16	90+ Days	
29666	KUALA TERENGGANU	07/15/1974	Active	12	0	1	-1	-7.69%	13	13	9		2	N VP	2		
25628	KUANTAN	02/16/1971	Active	31	2	0	2	6.90%	31		1		3	N	0		
Exc Award (06/30/2022)																	
99931	KUANTAN CITY	07/23/2007	Active	21	2	1	1	5.00%	21	0	1			N	0		
Exc Award (06/30/2024)																	
148352	Kuantan Eastern	09/27/2021	Active	29	6	2	4	16.00%	26	2	1			R	0		
Exc Award (06/30/2022, 06/30/2024)																	
51180	KUANTAN INDERA MAHKOTA	01/03/1991	Active	23	1	1	0	0.00%	23	19	2			N	0		
Exc Award (06/30/2023)																	
117877	KUANTAN METRO PAHANG	01/11/2013	Active	14	0	3	-3	-17.65%	21	7	1			N	1		
Exc Award (06/30/2023)																	
25630	MALACCA	03/12/1966	Active	119	18	0	18	17.82%	110		1			N	0		\$2,400.00
Exc Award (06/30/2017, 06/30/2018, 06/30/2020)																	
61148	MALACCA AYER KEROH	09/28/1998	Active	31	3	1	2	6.90%	29	7	1			N	1		\$1,040.00
Exc Award (06/30/2017, 06/30/2021, 06/30/2020)																	
137981	MALACCA HERITAGE	05/01/2019	Active	9	0	0	0	0.00%	9		9		2	N	6		



Club Health Assessment for District 308 B1 through April 2025


			Status	Membership						Reports					Finance	LCIF	
Club Number	Club Name	Charter Date		Current Member Count	YTD Members Added	YTD Members Dropped	YTD Net Growth	YTD Net Growth%	Member Count 12 Months Ago	Avg. length of service for dropped members	Months Since Last MMR ***	Yrs. Since Last Officer Report	President Rotation	Vice President Reported ****	Months Since Last Activity Report ***	Account Balance	Donations for current Fiscal Year
			Number of times on status quo within last two years	If below 15 members appears				If net loss is greater than 20% appears			If no report in 3 months appears in	When more than one year appears in	Number of repeat terms	Notes the officers that do not have an active	If no report at 12 months appears in red		
Exc Award (06/30/2021)																	
49576	MALACCA TANJUNG BIDARA	06/01/1989	Active	51	6	4	2	4.08%	59	4	1			N SC	1		\$2,000.00
Exc Award (06/30/2018, 06/30/2019, 06/30/2020)																	
54734	MELAKA A'FAMOSA MALACCA	07/02/1993	Active(3)	5	0	0	0	0.00%	0		5		None	P,S,T,M,VP SC	24+		
Exc Award (06/30/2018)																	
97798	MELAKA RAYA	10/11/2006	Active	58	6	0	6	11.54%	68		1			N	1		\$2,000.00
Exc Award (06/30/2018, 06/30/2021, 06/30/2022)																	
66957	MENTAKAB	12/16/2002	Active	26	2	1	1	4.00%	25	1	1			N	1		
Exc Award (06/30/2023, 06/30/2024)																	
141946	MID VALLEY KUALA LUMPUR	07/06/2020	Active	40	9	3	6	17.65%	38	3	2			N	4		\$1,200.00
Exc Award (06/30/2021, 06/30/2022, 06/30/2023)																	
134394	NEW SENTRAL KUALA LUMPUR	05/08/2018	Active	21	5	1	4	23.53%	26	12	1			N	3		
Exc Award (06/30/2020)																	
49071	RAUB	12/08/1988	Active	51	0	3	-3	-5.56%	61	4	0			N	0		
Exc Award (06/30/2019, 06/30/2020, 06/30/2021)																	
150567	Raub Alert	04/20/2022	Active	28	5	0	5	21.74%	23		2			N	1		
Exc Award (06/30/2023)																	
145931	Raub Ranger	06/02/2021	Active	33	0	0	0	0.00%	35		10			N SC	14		
Exc Award (06/30/2022, 06/30/2023)																	
120639	Tanah Merah	10/31/2013	Active	17	1	0	1	6.25%	18		6			R	2		
Exc Award (06/30/2018, 06/30/2021, 06/30/2022)																	
62232	TRIANG MANDARIN	06/30/1999	Active	26	3	0	3	13.04%	26		0		2	VP	8		
106586	TROPICANA KUALA LUMPUR	09/10/2009	Active	40	13	2	11	37.93%	32	1	0			N	1		\$1,100.00
Exc Award (06/30/2018, 06/30/2020, 06/30/2021)																	

Clubs Cancelled Previous Fiscal Year – Clubs Cancelled within last 12 months may be reinstated

Club Number	Club Name	Charter Date	Current Status*	Cancellation Date
128688	Kuala Lumpur Broga Evergreen	08/31/2016	Cancelled(6*)	02/29/2024



Club Health Assessment for District 308 B1 through April 2025



Club Number	Club Name	Charter Date	Status	Membership								Reports				Finance		LCIF		
				Current Member Count	YTD Members Added	YTD Members Dropped	YTD Net Growth	YTD Net Growth%	Member Count 12 Months Ago	Avg. length of service for dropped members	Months Since Last MMR ***	Yrs. Since Last Officer Report	President Rotation	Vice President Reported ****	Months Since Last Activity Report ***	Account Balance	Donations for current Fiscal Year			
			Number of times on status quo within last two years	If below 15 members appears			If net loss is greater than 20% appears				If no report in 3 months appears in	When more than one year appears in	Number of repeat terms	Notes the officers that do not have an active	If no report at 12 months appears in					
68747	KUALA LUMPUR BUKIT KIARA	05/08/2003	Cancelled(8*)				06/29/2024													
153642	Kuala Lumpur MySight	06/20/2023	Cancelled(8*)				12/29/2023													
149433	Kuala Lumpur United City	01/04/2022	Cancelled(8*)				06/29/2024													
Current Total Clubs Count	YTD New Clubs	YTD Cancelled Clubs	YTD Net Club Gain	Current Total Members Count	YTD Add	YTD Drop	YTD Net Growth	YTD Net Growth %	Member Count 12 Months Ago	Average Member Count Per Club	% of Clubs with less than 20 members	% No MMR in 3 Months	% No Officer Report in 12 Months	% of Clubs with balance 90+ days	Number of Clubs in Status Quo	% Status Quo Clubs in Financial Suspension	Number of Cancelled Clubs	Average Cancelled Club Age	Members Lost Due to Cancellation	% of Clubs Cancelled for Non-Financial Reasons
70	1	3	-2	2,058	281	153	128	6.63%	2,081	29	26%	37%	0%	4%	0	0%	3	15	33	-67%

* - P - Priority Club. Cancellation Reasons: 1-Objectives/conduct, 2-Non-active club, 5-Non-existing club, 6-Disbanding, 7-Merger, 8-Financial Suspension, 9-District/Multiple District Dues.

** - Abbreviation: P-President, S-Secretary, T-Treasurer, M-Member Chairperson, VP-First Vice President, MC-Communications Chairperson, SC-Service Chairperson

*** - Abbreviation: N/R - Never reported using the Lions Clubs website, N/A - Not applicable, No password registered for the Lions Clubs website.

**** - Abbreviation: N - New, IP - Immediate Past, R - Repeat.



Club Health Assessment for District 308 B2 through April 2025

			Status	Membership							Reports					Finance		LCIF
Club Number	Club Name	Charter Date		Current Member Count	YTD Members Added	YTD Members Dropped	YTD Net Growth	YTD Net Growth%	Member Count 12 Months Ago	Avg. length of service for dropped members	Months Since Last MMR ***	Yrs. Since Last Officer Report	President Rotation	Vice President Reported ****	Months Since Last Activity Report ***	Account Balance	Donations for current Fiscal Year	
			Number of times on status quo within last two years	If below 15 members appears				If net loss is greater than 20% appears			If no report in 3 months appears in	When more than one year appears in	Number of repeat terms	Notes the officers that do not have an active	If no report at 12 months appears in red			
Clubs less than two years old																		
157141	Gelugor Central	02/09/2024	Active	31	4	1	3	10.71%	23	1	0		2	N	6		\$1,100.00	
174587	Ipoh Velocity	07/16/2024	Active	22	22	0	22	100.00%	0		4			N	1		\$1,220.00	
154817	Penang New Era	06/20/2023	Active	25	0	0	0	0.00%	23		10			N	6		\$300.00	
	Exc Award (06/30/2024)																	
156918	Penang Sunrise	01/02/2024	Active	13	1	1	0	0.00%	22	1	0		2	R	0			
154911	Selangor Dynasty	06/23/2023	Active	23	0	0	0	0.00%	24		3			N	0		\$490.00	
154694	Selangor KC Valley	06/23/2023	Active(1)	14	0	1	-1	-6.67%	15	7	4			N	6	90+ Days		
179602	Selangor Kingdom	12/02/2024	Active	24	24	0	24	100.00%	0		4			N	1		\$240.00	
Clubs more than two years old																		
68746	ALOR STAR CENTRAL	05/13/2003	Active	90	9	3	6	7.14%	87	6	0			N	1		\$3,100.00	
	Exc Award (06/30/2018, 06/30/2022, 06/30/2024)																	
25615	ALOR STAR HOST	09/26/1966	Active	126	14	2	12	10.53%	124	1	2			N	1		\$1,250.00	
	Exc Award (06/30/2018, 06/30/2019, 06/30/2022)																	
62641	AMPANG CITY GARDEN	01/01/2000	Active(1)	7	7	7	0	0.00%	7	19	3		4		13	M,VP,SC		
	Exc Award (06/30/2022)																	
126615	Ayer Tawar	01/28/2016	Active	38	4	0	4	11.76%	34		7			N	2		\$1,250.00	
	Exc Award (06/30/2023)																	
61723	BAGAN	03/29/1999	Active	40	0	0	0	0.00%	40		11		None		13	P,S,M,VP,SC		
	Exc Award (06/30/2017)																	
106037	BAGAN JERMAL	06/30/2009	Active	27	7	0	7	35.00%	24		1			N	1		\$400.00	
	Exc Award (06/30/2018)																	
61001	BANDAR BARU KLANG	06/29/1998	Active	59	0	1	-1	-1.67%	61	2	4				7	VP	\$1,100.00	
30666	BANTING	04/25/1975	Active	20	4	1	3	17.65%	20	1	0			R	1		\$1,210.00	
149549	Banting Elite	01/01/2022	Active	18	2	2	0	0.00%	18	3	2			N	3		\$100.00	
	Exc Award (06/30/2023)																	
34233	BATU GAJAH	06/26/1977	Active	20	3	5	-2	-9.09%	23	24	4			R	6	M		
	Exc Award (06/30/2018, 06/30/2019)																	



Club Health Assessment for District 308 B2 through April 2025

			Status	Membership							Reports					Finance	LCIF	
Club Number	Club Name	Charter Date		Current Member Count	YTD Members Added	YTD Members Dropped	YTD Net Growth	YTD Net Growth%	Member Count 12 Months Ago	Avg. length of service for dropped members	Months Since Last MMR ***	Yrs. Since Last Officer Report	President Rotation	Vice President Reported ****	Months Since Last Activity Report ***	Account Balance	Donations for current Fiscal Year	
			Number of times on status quo within last two years	If below 15 members appears				If net loss is greater than 20% appears			If no report in 3 months appears in	When more than one year appears in	Number of repeat terms		Notes the officers that do not have an active	If no report at 12 months appears in red		
82551	BAYAN BARU	06/08/2004	Active	66	2	1	1	1.54%	66	2	5				M,VP,SC	0		\$38,290.00
Exc Award (06/30/2016, 06/30/2018, 06/30/2020)																		
139201	Bidor Harmony	08/09/2019	Active(1)	43	4	0	4	10.26%	39		4		2	R		1		\$600.00
66489	BIDOR ORIENT	07/16/2002	Active(2)	50	0	2	-2	-3.85%	58	8	4		4	N		5		\$100.00
Exc Award (06/30/2022)																		
136094	Bukit Mertajam Horizon	07/24/2018	Active	44	14	5	9	25.71%	43	3	1			N		5		\$1,100.00
Exc Award (06/30/2019, 06/30/2020, 06/30/2022)																		
66815	BUTTERWORTH CENTRAL	11/18/2002	Active	20	0	0	0	0.00%	20		12		2	R	M	4		
25616	BUTTERWORTH HOST	09/27/1966	Active	21	7	6	1	5.00%	20	14	5				VP	3		
Exc Award (06/30/2024)																		
42331	CAMERON HIGHLANDS	02/23/1983	Active(1)	11	0	0	0	0.00%	11		9		5	R	T,M	24+		
54733	CAMERON HIGHLANDS HILLVIEW	07/02/1993	Active	78	1	4	-3	-3.70%	85	6	4				VP	8		\$200.00
Exc Award (06/30/2018, 06/30/2023)																		
150882	Chemor Perak	06/06/2022	Active	36	11	0	11	44.00%	25		0			N	P,M	1		\$1,000.00
133833	Cyberjaya Blue Ocean Royale	03/08/2018	Active	11	3	0	3	37.50%	8		3				IP	7		\$880.00
129840	Damansara Centennial	02/22/2017	Active	17	6	0	6	54.55%	20		6			N	M	8		\$100.00
25617	GEORGE TOWN	01/14/1964	Active	60	2	3	-1	-1.64%	66	38	0			N		0		\$2,050.00
Exc Award (06/30/2017, 06/30/2018, 06/30/2020)																		
40679	GEORGE TOWN CENTRAL	12/28/1981	Active	75	0	0	0	0.00%	77		4			N		4		\$200.00
Exc Award (06/30/2019, 06/30/2020, 06/30/2022)																		
48447	GEORGE TOWN MUTIARA	04/13/1988	Active	29	0	0	0	0.00%	30		1			N	M	1		\$100.00
Exc Award (06/30/2017, 06/30/2018)																		
56470	GEORGE TOWN PEARL OF THE ORIENT	01/26/1995	Active	20	5	0	5	33.33%	15		8				S,M,VP,SC	1		\$1,000.00
57561	GEORGETOWN CITY	11/22/1995	Active	74	20	15	5	7.25%	68	7	1			N		1		\$6,520.00
Exc Award (06/30/2017, 06/30/2019, 06/30/2020)																		
58788	GEORGETOWN ISLAND	10/23/1996	Active	26	3	1	2	8.33%	26	10	2			N		5		\$900.00
Exc Award (06/30/2016, 06/30/2017, 06/30/2020)																		



Club Health Assessment for District 308 B2 through April 2025

			Status	Membership							Reports					Finance		LCIF
Club Number	Club Name	Charter Date		Current Member Count	YTD Members Added	YTD Members Dropped	YTD Net Growth	YTD Net Growth%	Member Count 12 Months Ago	Avg. length of service for dropped members	Months Since Last MMR ***	Yrs. Since Last Officer Report	President Rotation	Vice President Reported ****	Months Since Last Activity Report ***	Account Balance	Donations for current Fiscal Year	
			Number of times on status quo within last two years	If below 15 members appears				If net loss is greater than 20% appears			If no report in 3 months appears in	When more than one year appears in	Number of repeat terms	Notes the officers that do not have an active	If no report at 12 months appears in red			
60886	GEORGETOWN PENANG LIGHT Exc Award (06/30/2018, 06/30/2019, 06/30/20	06/11/1998	Active	45	6	5	1	2.27%	44	13	1			N	4		\$4,200.00	
63556	GEORGETOWN PERDANA Exc Award (06/30/2016)	09/21/2000	Active	8	1	0	1	14.29%	8		8		2	N	M,SC	2		
139539	Ipoh Athes	09/27/2019	Active	11	0	2	-2	-15.38%	15	5	8				M,VP,SC	6		
60006	IPOH BOUGAINVILLEA CITY Exc Award (06/30/2023)	10/13/1997	Active	16	3	0	3	23.08%	14		8			N		1		
129178	Ipoh Centennial Exc Award (06/30/2017, 06/30/2018, 06/30/20	11/11/2016	Active	18	0	0	0	0.00%	22		3		2	N	SC	1	\$750.00	
49357	IPOH CENTRAL Exc Award (06/30/2016, 06/30/2017, 06/30/20	03/27/1989	Active	40	0	0	0	0.00%	46		1			N		0	\$1,400.00	
54375	IPOH CITY Exc Award (06/30/2019, 06/30/2020, 06/30/20	04/22/1993	Active	21	0	1	-1	-4.55%	23	32	5			N	M	0	\$200.00	
147517	Ipoh Dynamic Exc Award (06/30/2022)	07/07/2021	Active(1)	20	6	0	6	42.86%	20		9			N	M,SC	1	\$200.00	
64773	IPOH EVERGREEN Exc Award (06/30/2019)	11/11/2001	Active	17	2	0	2	13.33%	17		0			N		0	\$200.00	
151154	IPOH GARDEN GOLDEN LOTUS	06/06/2022	Active	10	1	0	1	11.11%	14		9				VP	15	90+ Days	
124732	Ipoh Heritage Exc Award (06/30/2017, 06/30/2018, 06/30/20	05/05/2015	Active	23	0	3	-3	-11.54%	31	5	0			N		0		
140176	Ipoh Hillcity	12/23/2019	Active	11	0	0	0	0.00%	12		5			N		13	\$100.00	
25618	IPOH HOST Exc Award (06/30/2017)	02/02/1966	Active	47	2	4	-2	-4.08%	49	2	0			N		5		
136816	Ipoh Mali Exc Award (06/30/2023)	12/13/2018	Active	13	1	0	1	8.33%	13		8		4	R	M,VP,SC	8		
115523	IPOH MANDARIN Exc Award (06/30/2016, 06/30/2017, 06/30/20	11/11/2011	Active	45	5	2	3	7.14%	42	4	1			N	M	0	\$1,650.00	
111633	IPOH RIVERVIEW	07/09/2011	Active	15	1	6	-5	-25.00%	18	4	2			N	M	3	\$1,270.00	



Club Health Assessment for District 308 B2 through April 2025

			Status	Membership							Reports					Finance	LCIF
Club Number	Club Name	Charter Date		Current Member Count	YTD Members Added	YTD Members Dropped	YTD Net Growth	YTD Net Growth%	Member Count 12 Months Ago	Avg. length of service for dropped members	Months Since Last MMR ***	Yrs. Since Last Officer Report	President Rotation	Vice President Reported ****	Months Since Last Activity Report ***	Account Balance	Donations for current Fiscal Year
			Number of times on status quo within last two years	If below 15 members appears					If net loss is greater than 20% appears			If no report in 3 months appears in	When more than one year appears in	Number of repeat terms	Notes the officers that do not have an active	If no report at 12 months appears in red	
Exc Award (06/30/2016, 06/30/2017, 06/30/2020)			Active	24	1	0	1	4.35%	28		3			N	4	90+ Days	\$1,000.00
142420 Ipoh Sunway City 08/04/2020																	
Exc Award (06/30/2021, 06/30/2022)																	
142596 Ipoh Vintage 08/14/2020																	
Active(1)				23	4	5	-1	-4.17%	26	4	2			N	1		
Exc Award (06/30/2023)			Active	43	5	0	5	13.16%	39		0			N	5	\$1,450.00	
129895 Kajang 01/28/2017																	
Exc Award (06/30/2021, 06/30/2022, 06/30/2020)																	
151277 Kajang Dynamic 06/06/2022																	
Cancelled(8*)				0	0	6	-6	-100.00%	6	3	4	1	None	P,S,T,M,VP SC	N/A		
25621 KAMPAR 05/24/1968			Active	55	0	1	-1	-1.79%	61	8	0			N	4	\$100.00	
44575 KAMUNTING 01/16/1985			Active	19	0	2	-2	-9.52%	21	12	5			N	14		
59258 KANGAR 03/13/1997			Active	5	0	0	0	0.00%	5		43	3	None	P,S,T,M,VP SC	N/R		
132629 Kedah 10/12/2017			Active	25	6	1	5	25.00%	20	5	1			R	0		
Exc Award (06/30/2018, 06/30/2019, 06/30/2020)			Active	21	2	0	2	10.53%	25		1			N	1	\$4,350.00	
141027 Kedah Elite 06/22/2020																	
56708 KEDAH KOTA SETAR 03/24/1995																	
Active				27	0	5	-5	-15.63%	33	6	4			N	0	\$420.00	
Exc Award (06/30/2017)																	
33904 KELANG 05/06/1977			Active	28	3	0	3	12.00%	25		8			R	7		
Exc Award (06/30/2023)			Active(2)	17	0	0	0	0.00%	19		11			N	2	90+ Days	
57215 KINTA 07/06/1995																	
148698 Kinta Dynamic 10/28/2021																	
Active				17	3	6	-3	-15.00%	29	2	1			R	1	\$560.00	
Exc Award (06/30/2023)																	
136665 Kota Kemuning 11/07/2018			Active	7	0	0	0	0.00%	25		9		2	R	24+		
Exc Award (06/30/2021, 06/30/2022)			Active	7	0	0	0	0.00%	7		6		3		VP,SC	24+	90+ Days
36512 KRIAN L C 01/12/1979																	
123203 Kuala Langat Central 10/09/2014																	
Active				124	5	0	5	4.20%	140		3			N	VP,SC	24+	
62299 KUALA MUDA 08/09/1999																	
Active			13	0	0	0	0.00%	13		9		5	R	M,SC	14	90+ Days	
33276 KULIM 01/31/1977			Active(2)	13	0	0	0	0.00%	13		10		None	P,S,T,M,VP SC	24+	90+ Days	
132318 Kulim Central 10/25/2017			Active	91	10	1	9	10.98%	81	7	1			N	3	\$1,400.00	



Club Health Assessment for District 308 B2 through April 2025

			Status	Membership							Reports					Finance	LCIF	
Club Number	Club Name	Charter Date		Current Member Count	YTD Members Added	YTD Members Dropped	YTD Net Growth	YTD Net Growth%	Member Count 12 Months Ago	Avg. length of service for dropped members	Months Since Last MMR ***	Yrs. Since Last Officer Report	President Rotation	Vice President Reported ****	Months Since Last Activity Report ***	Account Balance	Donations for current Fiscal Year	
			Number of times on status quo within last two years	If below 15 members appears					If net loss is greater than 20% appears			If no report in 3 months appears in	When more than one year appears in	Number of repeat terms	Notes the officers that do not have an active	If no report at 12 months appears in red		
Exc Award (06/30/2022, 06/30/2023, 06/30/2024)	152649 Langkawi	09/27/2022	Active	29	2	8	-6	-17.14%	35	1	4			R	1		\$2,810.00	
Exc Award (06/30/2023)	143015 LUMUT LEGACY	10/20/2020	Active	15	2	0	2	15.38%	13		3			N	1		\$1,200.00	
Exc Award (06/30/2021, 06/30/2022, 06/30/2023)	119459 MANJUNG PERMAI	05/30/2013	Active	42	0	1	-1	-2.33%	43	9	2			N	VP	4	\$200.00	
Exc Award (06/30/2022, 06/30/2023)	99939 NORTH KEDAH	07/12/2007	Active	49	2	5	-3	-5.77%	50	3	2			N		1	\$2,300.00	
	146888 Penang Armenian	06/21/2021	Active(1)	11	11	0	11	100.00%	0		0			N		4		
	87989 PENANG BUKIT BENDERA	05/05/2005	Active	13	1	0	1	8.33%	13		9		4	N	VP,SC	4	\$100.00	
	109483 PENANG CENTENNIAL	10/10/2010	Active	4	0	1	-1	-20.00%	5	3	3				VP	6	\$50.00	
Exc Award (06/30/2022)	148555 Penang Central	10/10/2021	Active	21	4	7	-3	-12.50%	28	2	1			N	SC	1	90+ Days	
	132374 Penang Harmony	08/17/2017	Active(2)	13	5	0	5	62.50%	12		8			N	SC	3	\$140.00	
Exc Award (06/30/2018)	87988 PENANG HILLVIEW	05/05/2005	Active	45	2	0	2	4.65%	43		0		2	N	VP	1	\$600.00	
Exc Award (06/30/2021, 06/30/2022)	25633 PENANG HOST	08/06/1963	Active	65	2	7	-5	-7.14%	72	6	4			N		3	\$5,311.51	
Exc Award (06/30/2023, 06/30/2024)	67438 PENANG ISLAND NEW CENTURY	03/20/2003	Active	34	2	0	2	6.25%	32		3		2	N		6	\$450.00	
Exc Award (06/30/2017, 06/30/2021, 06/30/2023)	88760 PENANG KOMTAR	06/28/2005	Active	33	1	0	1	3.13%	52		7			N	VP	10	\$100.00	
Exc Award (06/30/2021, 06/30/2023)	63884 PENANG METROPOLITAN	01/01/2001	Active(2)	6	6	1	5	500.00%	9	10	8				M,VP,SC	1		
Exc Award (06/30/2016, 06/30/2018)	140672 Penang Millennium	02/02/2020	Active	37	2	2	0	0.00%	37	3	6			N	M,SC	1	\$2,000.00	
Exc Award (06/30/2023, 06/30/2024)	117051 PENANG OUTREACH	06/10/2012	Active	38	11	3	8	26.67%	31	5	0			N	VP	1	\$370.00	



Club Health Assessment for District 308 B2 through April 2025

			Status	Membership						Reports					Finance	LCIF		
Club Number	Club Name	Charter Date		Current Member Count	YTD Members Added	YTD Members Dropped	YTD Net Growth	YTD Net Growth%	Member Count 12 Months Ago	Avg. length of service for dropped members	Months Since Last MMR ***	Yrs. Since Last Officer Report	President Rotation	Vice President Reported ****	Months Since Last Activity Report ***	Account Balance	Donations for current Fiscal Year	
			Number of times on status quo within last two years	If below 15 members appears					If net loss is greater than 20% appears				If no report in 3 months appears in	When more than one year appears in	Number of repeat terms	Notes the officers that do not have an active	If no report at 12 months appears in red	
Exc Award (06/30/2016, 06/30/2022)																		
140681	Penang Paragon	05/20/2020	Active	27	1	0	1	3.85%	27		1		2	N	0		\$4,976.00	
Exc Award (06/30/2021, 06/30/2022, 06/30/2023)																		
58719	PENANG PRAI	09/05/1996	Active	8	0	0	0	0.00%	8		10			VP	24+			
147750	Penang Prince	08/28/2021	Active	26	2	0	2	8.33%	30		0			N	0		\$520.00	
Exc Award (06/30/2022, 06/30/2024)																		
130146	Penang Queen	02/22/2017	Active	14	0	0	0	0.00%	20		1			N	SC	1	\$300.00	
Exc Award (06/30/2019, 06/30/2020, 06/30/2021)																		
139918	Penang Rising Star	10/10/2019	Active	46	15	0	15	48.39%	31		1			N	M	1	\$2,600.00	
Exc Award (06/30/2021, 06/30/2023, 06/30/2024)																		
151275	Penang Southwest	06/06/2022	Active(1)	5	0	8	-8	-61.54%	14	2	4			M,VP,SC	8			
125965	Penang Straits Quay	10/26/2015	Active	26	2	1	1	4.00%	25	5	3			N	4		\$460.00	
Exc Award (06/30/2021)																		
88764	PERAK SILVER STATE	06/28/2005	Active(1)	37	8	0	8	27.59%	26		1			N	0		\$930.00	
Exc Award (06/30/2018, 06/30/2019, 06/30/2020)																		
25634	PETALING JAYA	06/16/1961	Active	15	0	0	0	0.00%	15		7			R	1			
49137	PETALING JAYA METRO	01/04/1989	Active	14	0	0	0	0.00%	14		8		2	VP	0		\$290.00	
Exc Award (06/30/2020)																		
59386	PETALING JAYA MUTIARA	04/21/1997	Active	45	1	4	-3	-6.25%	50	3	0			N	0		\$600.00	
Exc Award (06/30/2021, 06/30/2022, 06/30/2023)																		
148533	Prai Central	10/10/2021	Active	32	4	2	2	6.67%	31	1	4			N	0		\$1,200.00	
Exc Award (06/30/2022)																		
98128	PUCHONG	01/06/2007	Active	31	2	1	1	3.33%	30	18	0			N	0			
Exc Award (06/30/2017, 06/30/2022, 06/30/2023)																		
124026	Puchong Care Rangers	02/11/2015	Active	6	1	5	-4	-40.00%	13	8	0		5	M,VP,SC	14			
136539	Pusing Mandarin	10/01/2018	Active(3)	5	0	5	-5	-50.00%	10	6	4			S,M,VP,SC	9	90+ Days		
36926	RAWANG	04/16/1979	Active	11	0	0	0	0.00%	12		10			N	7			
Exc Award (06/30/2017, 06/30/2019, 06/30/2020)																		



Club Health Assessment for District 308 B2 through April 2025

			Status	Membership							Reports					Finance		LCIF
Club Number	Club Name	Charter Date		Current Member Count	YTD Members Added	YTD Members Dropped	YTD Net Growth	YTD Net Growth%	Member Count 12 Months Ago	Avg. length of service for dropped members	Months Since Last MMR ***	Yrs. Since Last Officer Report	President Rotation	Vice President Reported ****	Months Since Last Activity Report ***	Account Balance	Donations for current Fiscal Year	
			Number of times on status quo within last two years	If below 15 members appears				If net loss is greater than 20% appears			If no report in 3 months appears in	When more than one year appears in	Number of repeat terms	Notes the officers that do not have an active	If no report at 12 months red			
44892	SEBERANG JAYA	04/15/1985	Active	30	5	0	5	20.00%	25		4		2	N	P,SC	3		\$50.00
	Exc Award (06/30/2024)																	
146183	Seberang Prai Stars	05/11/2021	Active	25	7	1	6	31.58%	25	4	4			R		2		\$350.00
144460	Selangor Classic	12/31/2020	Active	7	4	1	3	75.00%	8	4	4				M,VP,SC	0		
130372	Selangor Community	03/21/2017	Active	38	0	4	-4	-9.52%	42	5	4			N		1		
	Exc Award (06/30/2018, 06/30/2019, 06/30/2020)																	
146360	Selangor Elite	06/15/2021	Active(3)	19	21	3	18	1800.00%	24	2	1		2		P,T,VP	1		
	Exc Award (06/30/2023)																	
152741	Selangor Empire	10/12/2022	Active	30	9	0	9	42.86%	27		0			N		2		\$1,760.00
	Exc Award (06/30/2023)																	
145934	Selangor Harmony	04/28/2021	Cancelled(8*)	0	0	14	-14	-100.00%	14	3	18	1	None		P,S,T,M,VP SC	24+	90+ Days	
147688	Selangor Majestic	08/08/2021	Active	15	2	0	2	15.38%	15		1				VP	0		\$320.00
	Exc Award (06/30/2022, 06/30/2024)																	
146077	Selangor Miracle	05/05/2021	Active(2)	12	18	24	-6	-33.33%	18	5	2		4		M,VP,SC	24+		
137182	Selangor Rangers	01/11/2019	Active(2)	11	11	10	1	10.00%	14	4	0		2		P,T,M,VP,SC	24+		
55927	SELANGOR SERDANG	06/27/1994	Active	50	1	0	1	2.04%	52		8			N		9		
	Exc Award (06/30/2018, 06/30/2019)																	
136473	Selangor Stars	09/28/2018	Active	5	0	0	0	0.00%	5		6				M,VP,SC	24+	90+ Days	
143459	Selangor TCM	12/12/2020	Active(1)	48	10	2	8	20.00%	53	2	2			N	VP	5		
	Exc Award (06/30/2021, 06/30/2023)																	
151906	Selangor Unique	08/10/2022	Active	55	14	0	14	34.15%	45		2			R	M,SC	1		\$1,000.00
	Exc Award (06/30/2023, 06/30/2024)																	
145819	Selangor Unity	04/08/2021	Cancelled(8*)	0	0	34	-34	-100.00%	34	3	15		None		P,S,T,M,VP SC	24+	90+ Days	
57799	SERI KUALA LANGAT	01/25/1996	Active	40	0	2	-2	-4.76%	42	8	1			N	VP	1		\$400.00
	Exc Award (06/30/2018)																	
146866	Simpang Ampat	06/21/2021	Cancelled(8*)	0	0	15	-15	-100.00%	15	3	16	1	None		P,S,T,M,VP SC	19	90+ Days	
25641	SITIAWAN	10/18/1973	Active	14	2	2	0	0.00%	14	47	3			N		0		\$330.00
	Exc Award (06/30/2018, 06/30/2022)																	




Club Health Assessment for District 308 B2 through April 2025

			Status	Membership							Reports					Finance	LCIF
Club Number	Club Name	Charter Date		Current Member Count	YTD Members Added	YTD Members Dropped	YTD Net Growth	YTD Net Growth%	Member Count 12 Months Ago	Avg. length of service for dropped members	Months Since Last MMR ***	Yrs. Since Last Officer Report	President Rotation	Vice President Reported ****	Months Since Last Activity Report ***	Account Balance	Donations for current Fiscal Year
			Number of times on status quo within last two years	If below 15 members appears					If net loss is greater than 20% appears		If no report in 3 months appears in	When more than one year appears in	Number of repeat terms	Notes the officers that do not have appears in an active	If no report at 12 months red		
41798	SUBANG JAYA	08/23/1982	Active	48	9	3	6	14.29%	43	3	1			N	0		\$3,040.00
Exc Award (06/30/2016, 06/30/2017, 06/30/20																	
60126	SUNGAI BULOH	12/03/1997	Active	15	0	1	-1	-6.25%	16	26	0			R	M,SC	13	
32268	SUNGEI PATANI	05/20/1976	Active(1)	26	0	2	-2	-7.14%	28	8	4		3	N	M	5	
Exc Award (06/30/2018, 06/30/2020, 06/30/20																	
95087	SUNWAY DAMANSARA METRO	01/24/2006	Active	54	3	0	3	5.88%	48		1			N	2		\$1,150.00
Exc Award (06/30/2022, 06/30/2024)																	
25642	TAIPING	09/25/1966	Active	20	0	1	-1	-4.76%	23	3	2			R	2	90+ Days	\$100.00
56709	TAIPING BUNGA RAYA	03/24/1995	Active	27	0	0	0	0.00%	28		9		2	N	M	6	90+ Days \$100.00
111636	TAIPING CENTENNIAL	07/11/2011	Active	8	0	5	-5	-38.46%	13	13	6		2		M,VP,SC	24+	90+ Days
Exc Award (06/30/2018)																	
137695	Taiping Mandarin	04/02/2019	Active	27	0	0	0	0.00%	28		10		3	R	VP	4	90+ Days \$100.00
106084	TANJONG TUALANG	07/15/2009	Active(2)	10	0	0	0	0.00%	10		17			N	M	24+	\$200.00
Exc Award (06/30/2019)																	
53754	TANJUNG	10/22/1992	Active	97	6	4	2	2.11%	98	14	0			N	2		\$3,960.00
Exc Award (06/30/2017, 06/30/2018, 06/30/20																	
58857	TANJUNG INDAH	11/18/1996	Active(1)	8	0	0	0	0.00%	8		12		3		VP	17	
64478	TANJUNG PUTRA NEW CENTURY	06/15/2001	Active	29	0	2	-2	-6.45%	34	3	1		2		VP,SC	9	\$1,000.00
Exc Award (06/30/2016, 06/30/2021, 06/30/20																	
130137	Tanjung Putri	03/15/2017	Active	14	1	1	0	0.00%	18	8	1			N	4		\$200.00
Exc Award (06/30/2021)																	
146435	Tanjung Sri Pinang	06/14/2021	Active	29	10	4	6	26.09%	30	5	1			N	4		\$2,650.00
126741	Tanjung Star	02/29/2016	Active	45	1	1	0	0.00%	49	7	0			N	4		\$200.00
Exc Award (06/30/2018, 06/30/2023)																	
63040	TAPAH CENTRAL	04/19/2000	Active(1)	56	2	2	0	0.00%	58	19	4			R	M,VP	10	\$200.00
126745	Teluk Intan Mandarin	02/11/2016	Active(1)	18	0	0	0	0.00%	17		11			N	4	90+ Days	
150063	Tropicana Elite	03/03/2022	Active	16	1	0	1	6.67%	24		8			N	6		



Club Health Assessment for District 308 B2 through April 2025

			Status	Membership							Reports				Finance	LCIF	
Club Number	Club Name	Charter Date		Current Member Count	YTD Members Added	YTD Members Dropped	YTD Net Growth	YTD Net Growth%	Member Count 12 Months Ago	Avg. length of service for dropped members	Months Since Last MMR ***	Yrs. Since Last Officer Report	President Rotation	Vice President Reported ****	Months Since Last Activity Report ***	Account Balance	Donations for current Fiscal Year
			Number of times on status quo within last two years	If below 15 members appears				If net loss is greater than 20% appears			If no report in 3 months appears in	When more than one year appears in	Number of repeat terms	Notes the officers that do not have an active	If no report at 12 months appears in red		

Clubs Cancelled Previous Fiscal Year – Clubs Cancelled within last 12 months may be reinstated

Club Number	Club Name	Charter Date	Current Status*	Cancellation Date
150753	Hulu Selangor	06/06/2022	Cancelled(8*)	12/29/2023
151125	Ipoh Elite	06/06/2022	Cancelled(6*)	10/29/2023
139295	Ipoh Midtown	08/05/2019	Cancelled(6*)	06/29/2024
130221	Ipoh Tin Valley	03/21/2017	Cancelled(6*)	09/29/2023
100243	PENANG GOLD COAST	09/25/2007	Cancelled(8*)	12/29/2023
147542	Perak Dynamic	07/11/2021	Cancelled(6*)	12/29/2023
148316	Selangor Dynamic	09/19/2021	Cancelled(6*)	01/29/2024
152275	Selangor Sabak Bernam District	10/11/2022	Cancelled(8*)	06/29/2024
148871	Semenyih Selangor	11/11/2021	Cancelled(8*)	04/29/2024
147614	Sungai Siput	08/18/2021	Cancelled(6*)	12/29/2023

Current Total Clubs Count	YTD New Clubs Count	YTD Cancelled Clubs Count	YTD Net Club Gain	Current Total Members Count	YTD Add	YTD Drop	YTD Net Growth	YTD Net Growth %	Member Count 12 Months Ago	Average Member Count Per Club	% of Clubs with less than 20 members	% No MMR in 3 Months	% No Officer Report in 12 Months	% of Clubs with balance 90+ days	Number of Clubs in Status Quo	% Status Quo Clubs in Financial Suspension	Number of Cancelled Clubs	Average Cancelled Club Age	Members Lost Due to Cancellation	% of Clubs Cancelled for Non-Financial Reasons
133	2	4	-2	3,946	472	310	162	4.28%	4,102	30	39%	56%	1%	11%	0	0%	4	14	69	-100%

* - P - Priority Club. Cancellation Reasons: 1-Objectives/conduct, 2-Non-active club, 5-Non-existing club, 6-Disbanding, 7-Merger, 8-Financial Suspension, 9-District/Multiple District Dues.

** - Abbreviation: P-President, S-Secretary, T-Treasurer, M-Member Chairperson, VP-First Vice President, MC-Communications Chairperson, SC-Service Chairperson

*** - Abbreviation: N/R - Never reported using the Lions Clubs website, N/A - Not applicable, No password registered for the Lions Clubs website.

**** - Abbreviation: N - New, IP - Immediate Past, R - Repeat.



Club Health Assessment for District 308 B3 through April 2025

			Status	Membership						Reports					Finance		LCIF	
Club Number	Club Name	Charter Date		Current Member Count	YTD Members Added	YTD Members Dropped	YTD Net Growth	YTD Net Growth%	Member Count 12 Months Ago	Avg. length of service for dropped members	Months Since Last MMR ***	Yrs. Since Last Officer Report	President Rotation	Vice President Reported ****	Months Since Last Activity Report ***	Account Balance	Donations for current Fiscal Year	
			Number of times on status quo within last two years	If below 15 members appears			If net loss is greater than 20% appears			If no report in 3 months appears in			When more than one year appears in	Number of repeat terms	Notes the officers that do not have an active	If no report at 12 months appears in red		
Clubs less than two years old																		
180972	Johor Traditional Culture	02/28/2025	Newly Chartered	21	21	0	21	100.00%	0		1			N	0			
181193	Mantin	03/18/2025	Newly Chartered	20	20	0	20	100.00%	0		0			VP	0			
157724	Rantau	04/10/2024	Active	25	3	0	3	13.64%	20		1		2	N	1			
Exc Award (06/30/2024)																		
156641	Royale Seremban	11/28/2023	Active	17	6	0	6	54.55%	21		9		2	N	0			
180492	Sendayan	01/27/2025	Active	22	22	0	22	100.00%	0		0			N	0		\$1,000.00	
174524	Teratai Linda	09/09/2024	Active	35	35	0	35	100.00%	0		0			N	SC	0	\$1,350.00	
Clubs more than two years old																		
44891	BAHAU	04/03/1985	Active	133	3	1	2	1.53%	134	6	3			N	0		\$8,200.00	
Exc Award (06/30/2016, 06/30/2017, 06/30/20)																		
45814	BATU PAHAT	02/19/1986	Active(1)	8	2	3	-1	-11.11%	10	8	0		2	R	M	9		
Exc Award (06/30/2016, 06/30/2017, 06/30/20)																		
128480	Batu Pahat United	08/12/2016	Active	27	2	5	-3	-10.00%	31	5	1			N	4			
Exc Award (06/30/2019, 06/30/2020, 06/30/20)																		
101406	BUKIT BAKRI	02/27/2008	Active	54	3	0	3	5.88%	53		1			N	1		\$150.00	
Exc Award (06/30/2018)																		
60125	BUKIT GAMBIR	12/03/1997	Active	64	7	3	4	6.67%	60	7	1			N	VP	1	\$1,100.00	
Exc Award (06/30/2018, 06/30/2020, 06/30/20)																		
64482	BUKIT SIPUT	06/01/2001	Active	44	0	0	0	0.00%	44		6			R	P,M,SC	1	90+ Days	
Exc Award (06/30/2018, 06/30/2024)																		
133692	Endau	02/27/2018	Active	17	0	1	-1	-5.56%	22	6	9			N	M,SC	8		
144238	Gelang Patah	12/23/2020	Active	21	12	2	10	90.91%	19	2	1			N	1		\$2,210.00	
Exc Award (06/30/2021, 06/30/2023)																		
61094	GEMAS BAHRU	08/24/1998	Active	42	0	0	0	0.00%	42		1		2	R	0	90+ Days		
Exc Award (06/30/2024)																		
132552	Gemencheh	10/10/2017	Active(2)	13	5	0	5	62.50%	9		2			VP,SC	2			



Club Health Assessment for District 308 B3 through April 2025

			Status	Membership							Reports					Finance	LCIF
Club Number	Club Name	Charter Date		Current Member Count	YTD Members Added	YTD Members Dropped	YTD Net Growth	YTD Net Growth%	Member Count 12 Months Ago	Avg. length of service for dropped members	Months Since Last MMR ***	Yrs. Since Last Officer Report	President Rotation	Vice President Reported ****	Months Since Last Activity Report ***	Account Balance	Donations for current Fiscal Year
			Number of times on status quo within last two years	If below 15 members appears				If net loss is greater than 20% appears			If no report in 3 months appears in	When more than one year appears in	Number of repeat terms	Notes the officers that do not have an active	If no report at 12 months appears in red		
Exc Award (06/30/2020, 06/30/2021)																	
149602	Harmony Johor Bahru	01/26/2022	Active	28	11	0	11	64.71%	22		2			N	1		\$280.00
56943	JASIN	05/11/1995	Active	23	1	13	-12	-34.29%	35	6	1			N	2	VP	\$1,100.00
Exc Award (06/30/2024)																	
124184	JB Austin	02/18/2015	Active	56	21	6	15	36.59%	46	2	1			R	1		\$2,590.00
Exc Award (06/30/2018, 06/30/2023, 06/30/2024)																	
130506	JB Centennial	04/19/2017	Active	14	0	0	0	0.00%	14		6			N	4		\$115.00
Exc Award (06/30/2021, 06/30/2024)																	
132265	JB Iskandar	07/17/2017	Active	27	6	0	6	28.57%	21		1			N	2		\$270.00
Exc Award (06/30/2019, 06/30/2020, 06/30/2024)																	
117413	JB TAMAN GAYA	07/18/2012	Active	17	1	6	-5	-22.73%	22	7	0			R	0		
Exc Award (06/30/2021, 06/30/2022, 06/30/2024)																	
48448	JEMENTAH	04/11/1988	Active	52	1	0	1	1.96%	52		0		2		3	VP	
Exc Award (06/30/2019, 06/30/2020, 06/30/2024)																	
57735	JOHOR BAHRU CITY	01/08/1996	Active	49	5	0	5	11.36%	45		0			N	1		\$2,030.00
Exc Award (06/30/2016, 06/30/2018, 06/30/2024)																	
104876	JOHOR BAHRU DESA CEMERLANG	03/02/2009	Active	35	9	4	5	16.67%	30	13	0			N	0		\$320.00
Exc Award (06/30/2021, 06/30/2024)																	
132492	Johor Bahru Golden Century	09/08/2017	Active	21	2	0	2	10.53%	19		1			R	1		\$1,210.00
Exc Award (06/30/2020, 06/30/2024)																	
40172	JOHOR BAHRU HOST	06/26/1981	Active	25	0	0	0	0.00%	27		1		2	N	0	T	\$1,250.00
Exc Award (06/30/2016, 06/30/2018, 06/30/2024)																	
51486	JOHOR BAHRU MANDARIN	03/30/1991	Active	20	0	0	0	0.00%	20		0		2	N	5	M,SC	
49034	JOHOR BAHRU METRO	11/23/1988	Active	22	3	2	1	4.76%	21	4	1			N	3		
Exc Award (06/30/2020, 06/30/2021, 06/30/2024)																	
141080	Johor Bahru Premier	02/26/2020	Active	48	12	0	12	33.33%	41		1			N	0		\$6,460.00
Exc Award (06/30/2021, 06/30/2022, 06/30/2024)																	
61478	JOHOR BAHRU TAMAN UNIVERSITI	02/01/1999	Active	27	5	1	4	17.39%	28	1	1			N	0	P	\$1,270.00
Exc Award (06/30/2022)																	




Club Health Assessment for District 308 B3 through April 2025

			Status	Membership							Reports					Finance		LCIF
Club Number	Club Name	Charter Date		Current Member Count	YTD Members Added	YTD Members Dropped	YTD Net Growth	YTD Net Growth%	Member Count 12 Months Ago	Avg. length of service for dropped members	Months Since Last MMR ***	Yrs. Since Last Officer Report	President Rotation	Vice President Reported ****	Months Since Last Activity Report ***	Account Balance	Donations for current Fiscal Year	
			Number of times on status quo within last two years	If below 15 members appears					If net loss is greater than 20% appears			If no report in 3 months appears in	When more than one year appears in	Number of repeat terms	Notes the officers that do not have an active	If no report at 12 months appears in red		
102756	JOHOR BAHRU TEBRAU CITY Exc Award (06/30/2019, 06/30/2020)	06/27/2008	Active	11	2	1	1	10.00%	10	5	3			N	4			
55663	JOHOR JAYA Exc Award (06/30/2019, 06/30/2020, 06/30/2021)	05/09/1994	Active	86	33	1	32	59.26%	59	3	0			N	0		\$2,810.00	
47173	JOHORE BAHRU TANJONG PETRIE Exc Award (06/30/2023, 06/30/2024)	04/15/1987	Active	30	3	0	3	11.11%	27		0			N	M	2	\$1,300.00	
124012	Kahang Exc Award (06/30/2020, 06/30/2023, 06/30/2024)	01/20/2015	Active	53	6	0	6	12.77%	47		1			N		0	\$690.00	
134148	Kluang 4WD Exc Award (06/30/2021, 06/30/2022)	03/27/2018	Active	25	0	0	0	0.00%	32		1			N		1		
25622	KLUANG HOST Exc Award (06/30/2018, 06/30/2019, 06/30/2020)	06/22/1961	Active	55	0	5	-5	-8.33%	60	3	3			N		0		
59882	KLUANG MANDARIN Exc Award (06/30/2018, 06/30/2022, 06/30/2023)	07/31/1997	Active	56	22	0	22	64.71%	34		1			N		1	\$530.00	
99328	KOTA TINGGI	05/08/2007	Active	16	0	0	0	0.00%	16		1				VP	0		
46336	KUALA PILAH Exc Award (06/30/2022)	06/16/1986	Active	28	0	0	0	0.00%	31		2		2	N		1	\$280.00	
63355	KULAI Exc Award (06/30/2020)	06/26/2000	Active	23	8	0	8	53.33%	15		1			N		1	\$230.00	
40551	LABIS Exc Award (06/30/2024)	11/02/1981	Active	32	1	1	0	0.00%	32	22	3		3	R	M	1		
89337	LUKUT 88 Exc Award (06/30/2022, 06/30/2023, 06/30/2024)	09/29/2005	Active	45	7	0	7	18.42%	38		1		2	N	SC	1	\$2,440.00	
77703	MASAI Exc Award (06/30/2018, 06/30/2019, 06/30/2020)	10/06/2003	Active	48	0	2	-2	-4.00%	50	2	1			N	M,VP	0	\$1,470.00	
25632	MUAR HOST Exc Award (06/30/2020)	10/16/1966	Active	97	7	2	5	5.43%	94	8	1				VP	4	\$1,020.00	
123567	Nilai Exc Award (06/30/2018, 06/30/2019, 06/30/2020)	11/05/2014	Active	34	4	0	4	13.33%	33		1			N		2	\$90.00	




Club Health Assessment for District 308 B3 through April 2025

			Status	Membership							Reports					Finance	LCIF
Club Number	Club Name	Charter Date		Current Member Count	YTD Members Added	YTD Members Dropped	YTD Net Growth	YTD Net Growth%	Member Count 12 Months Ago	Avg. length of service for dropped members	Months Since Last MMR ***	Yrs. Since Last Officer Report	President Rotation	Vice President Reported ****	Months Since Last Activity Report ***	Account Balance	Donations for current Fiscal Year
			Number of times on status quo within last two years	If below 15 members appears				If net loss is greater than 20% appears			If no report in 3 months appears in	When more than one year appears in	Number of repeat terms	Notes the officers that do not have an active	If no report at 12 months appears in red		
132375	Nilai Centennial	08/25/2017	Active	36	16	10	6	20.00%	31	1	1			R	0		\$3,600.00
	Exc Award (06/30/2018, 06/30/2021, 06/30/2024)																
101120	PEKAN NENAS	02/05/2008	Active	25	2	1	1	4.17%	24	17	1		2	N	2		\$50.00
	Exc Award (06/30/2020, 06/30/2024)																
77839	PERMAS JAYA	11/17/2003	Active	41	15	7	8	24.24%	33	5	2		2	R	0		\$1,400.00
	Exc Award (06/30/2024)																
127918	Port Dickson Pantai	06/16/2016	Active	24	4	0	4	20.00%	23		1			N	0		\$1,330.00
	Exc Award (06/30/2023, 06/30/2024)																
150212	Puteri Harbour	05/31/2022	Active	15	4	8	-4	-21.05%	19	2	3		2	N	4		
121871	Sagil	04/14/2014	Active	30	0	0	0	0.00%	30		13	1		M,VP,SC	2		
	Exc Award (06/30/2016, 06/30/2018, 06/30/2024)																
126381	SBR Rengit Johor	12/16/2015	Active	22	0	3	-3	-12.00%	25	2	1		2	N	1		\$1,000.00
	Exc Award (06/30/2018, 06/30/2022)																
25636	SEGAMAT	05/24/1968	Active(1)	20	3	0	3	17.65%	18		1			N	5		
78429	SEGAMAT JAYA	03/09/2004	Active	47	3	1	2	4.44%	47	2	1			N	1		
	Exc Award (06/30/2018, 06/30/2021, 06/30/2024)																
83165	SEGAMAT PUTERI	08/08/2004	Active	40	2	0	2	5.26%	38		1			N	1		\$400.00
	Exc Award (06/30/2018, 06/30/2023, 06/30/2024)																
77591	SENAI	09/19/2003	Active	32	5	0	5	18.52%	29		0			N	0		\$350.00
	Exc Award (06/30/2021, 06/30/2022, 06/30/2024)																
53830	SEREMBAN CENTRAL	11/18/1992	Active	54	4	11	-7	-11.48%	63	4	1			VP	3		\$1,000.00
	Exc Award (06/30/2016, 06/30/2019, 06/30/2024)																
124963	Seremban Regency	06/10/2015	Active	21	5	4	1	5.00%	20	1	1			R	0		
	Exc Award (06/30/2024)																
63321	SIMPANG RENGAM	06/16/2000	Active	21	0	1	-1	-4.55%	22	24	7		2	R	0		\$230.00
	Exc Award (06/30/2016, 06/30/2024)																
55439	SKUDAI	03/22/1994	Active	33	5	1	4	13.79%	29	2	1			R	2		\$430.00
	Exc Award (06/30/2022, 06/30/2024)																
99329	TAMAN PELANGI INDAH	05/08/2007	Active	32	3	1	2	6.67%	33	10	1			N	0		\$1,300.00



Club Health Assessment for District 308 B3 through April 2025

				Status		Membership						Reports					Finance		LCIF	
Club Number	Club Name	Charter Date			Current Member Count	YTD Members Added	YTD Members Dropped	YTD Net Growth	YTD Net Growth%	Member Count 12 Months Ago	Avg. length of service for dropped members	Months Since Last MMR ***	Yrs. Since Last Officer Report	President Rotation	Vice President Reported ****	Months Since Last Activity Report ***	Account Balance	Donations for current Fiscal Year		
				Number of times on status quo within last two years	If below 15 members appears				If net loss is greater than 20% appears			If no report in 3 months appears	When more than one year appears in	Number of repeat terms	Notes the officers that do not have an active	If no report at 12 months appears in red				
Exc Award (06/30/2019, 06/30/2020, 06/30/2021)	109224 Tampin	09/14/2010		Active	26	6	0	6	30.00%	23		1			N	1		\$1,060.00		
Exc Award (06/30/2016, 06/30/2017, 06/30/2022)	54991 TANGKAK	10/22/1993		Active	155	5	0	5	3.33%	154		1			N	0		\$3,000.00		
Exc Award (06/30/2016, 06/30/2017, 06/30/2022)	144338 Tebrau Heart	12/28/2020		Active	12	4	0	4	50.00%	8		2		2	R	1		\$110.00		
Exc Award (06/30/2021)	61639 TUN AMINAH	03/19/1999		Active	22	6	0	6	37.50%	21		2			N	1		\$220.00		
Exc Award (06/30/2022, 06/30/2023, 06/30/2024)	52701 YONG PENG	03/13/1992		Active	25	0	2	-2	-7.41%	27	6	5			N	1				
Exc Award (06/30/2018, 06/30/2019, 06/30/2020)																				
Current Total Clubs Count	YTD New Clubs Count	YTD Cancelled Clubs Count	YTD Net Club Gain	Current Total Members Count	YTD Add	YTD Drop	YTD Net Growth	YTD Net Growth %	Member Count 12 Months Ago	Average Member Count Per Club	% of Clubs with less than 20 members	% No MMR in 3 Months	% No Officer Report in 12 Months	% of Clubs with balance 90+ days	Number of Clubs in Status Quo	% Status Quo Clubs in Financial Suspension	Number of Cancelled Clubs	Average Cancelled Club Age	Members Lost Due to Cancellation	% of Clubs Cancelled for Non-Financial Reasons
67	4	0	4	2,399	403	109	294	13.97%	2,203	36	15%	18%	1%	3%	0	0%	0	0	0	0%

* - P - Priority Club. Cancellation Reasons: 1-Objectives/conduct, 2-Non-active club, 5-Non-existing club, 6-Disbanding, 7-Merger, 8-Financial Suspension, 9-District/Multiple District Dues.

** - Abbreviation: P-President, S-Secretary, T-Treasurer, M-Member Chairperson, VP-First Vice President, MC-Communications Chairperson, SC-Service Chairperson

*** - Abbreviation: N/R - Never reported using the Lions Clubs website, N/A - Not applicable, No password registered for the Lions Clubs website.

**** - Abbreviation: N - New, IP - Immediate Past, R - Repeat.



Club Health Assessment for District 309 through April 2025

			Status	Membership							Reports					Finance		LCIF
Club Number	Club Name	Charter Date		Current Member Count	YTD Members Added	YTD Members Dropped	YTD Net Growth	YTD Net Growth%	Member Count 12 Months Ago	Avg. length of service for dropped members	Months Since Last MMR ***	Yrs. Since Last Officer Report	President Rotation	Vice President Reported ****	Months Since Last Activity Report ***	Account Balance	Donations for current Fiscal Year	
			Number of times on status quo within last two years	If below 15 members appears				If net loss is greater than 20% appears			If no report in 3 months appears in	When more than one year appears in	Number of repeat terms	Notes the officers that do not have appears in an active	If no report at 12 months red			
Clubs less than two years old																		
155362	Singapore Capitol	08/09/2023	Active	15	0	0	0	0.00%	25		9		2	N	M	N/R	90+ Days	
157125	Singapore Caring Palms	02/13/2024	Active	23	1	0	1	4.55%	22		8		2		M,VP,SC	8		
155755	Singapore Culture and Arts	09/11/2023	Cancelled(8*)	0	3	27	-24	-100.00%	24	1	1		None		P,S,T,M,VP SC	N/A	90+ Days	
171710	Singapore East View	06/06/2024	Active(1)	21	0	0	0	0.00%	0		10		None		P,S,T,M,VP SC	N/A	90+ Days	
155308	Singapore Hakuna Matata	07/25/2023	Active	17	9	18	-9	-34.62%	26	1	2		2		M,VP,SC	18		
157989	Singapore JW	04/11/2024	Active(1)	20	1	1	0	0.00%	20	1	2		2		M,VP,SC	N/R		
155309	Singapore Lotusia	08/04/2023	Active	29	1	14	-13	-30.95%	42	1	1		2		M,VP,SC	6		
157449	Singapore Majestic	02/29/2024	Active	30	0	0	0	0.00%	30		14		None		P,S,T,M,VP SC	N/R		
157562	Singapore Medallions	02/29/2024	Active	80	0	0	0	0.00%	80		9		2		M,VP,SC	N/R		
177471	Singapore Ocean	09/03/2024	Active	44	45	1	44	100.00%	0	0	1			N	M,SC	0		
179902	Singapore Robertson Walk	01/08/2025	Active	34	34	0	34	100.00%	0		0			N	SC	N/R		
181739	Singapore Roots	04/17/2025	Newly Chartered	21	21	0	21	100.00%	0		0			N	M,SC	N/R		
154392	Singapore U Love	06/02/2023	Active	15	2	1	1	7.14%	23	4	3		3	N	SC	1		
Clubs more than two years old																		
144655	Katong Vision	12/30/2020	Active	7	0	0	0	0.00%	11		10			R	P,M,SC	24+	90+ Days	
138606	Singapore 101	06/18/2019	Active	16	0	0	0	0.00%	16		11			R	M,SC	2		
139197	Singapore Ninety Six	07/24/2019	Active	20	0	0	0	0.00%	21		10		2		S,VP,SC	9		
106085	SINGAPORE ABACUS	07/15/2009	Active	5	2	2	0	0.00%	5	7	3		3		VP,SC	3		
64590	SINGAPORE ACES	07/10/2001	Active	15	0	0	0	0.00%	15		19	1	None		P,S,T,M,VP SC	24+		
132172	Singapore Admiralty	07/19/2017	Active	8	0	0	0	0.00%	25		10			N	M,VP,SC	14		
	Exc Award (06/30/2022)																	
138237	Singapore Alliances	05/15/2019	Active	8	0	0	0	0.00%	8		22	1	None		P,S,T,M,VP SC	24+		
58103	SINGAPORE AMBER	04/09/1996	Active	27	4	0	4	17.39%	23		3		3	N	SC	24+		
57416	SINGAPORE ARCADIA	10/09/1995	Active	22	0	3	-3	-12.00%	25	9	3			N	M,SC	0		



Club Health Assessment for District 309 through April 2025

			Status	Membership						Reports					Finance	LCIF	
Club Number	Club Name	Charter Date		Current Member Count	YTD Members Added	YTD Members Dropped	YTD Net Growth	YTD Net Growth%	Member Count 12 Months Ago	Avg. length of service for dropped members	Months Since Last MMR ***	Yrs. Since Last Officer Report	President Rotation	Vice President Reported ****	Months Since Last Activity Report ***	Account Balance	Donations for current Fiscal Year
			Number of times on status quo within last two years	If below 15 members appears				If net loss is greater than 20% appears			If no report in 3 months appears in	When more than one year appears in	Number of repeat terms	Notes the officers that do not have appears in an active	If no report at 12 months red		
Exc Award (06/30/2017)																	
137662	Singapore Ascension	04/18/2019	Active(1)	24	0	0	0	0.00%	24		12	1	None	P,S,T,M,VP SC	24+		
56620	SINGAPORE ASTRID	03/07/1995	Active	16	1	0	1	6.67%	15		9		2	N	SC	17	
148101	Singapore Aurora	08/31/2021	Active	22	0	0	0	0.00%	23		11		2	R		0	
46935	SINGAPORE BEDOK	02/06/1987	Active	248	64	48	16	6.90%	294	4	0			N		0	
Exc Award (06/30/2017, 06/30/2020, 06/30/2020)																	
77408	SINGAPORE BEVERLY HILLS	07/07/2003	Active	59	4	0	4	7.27%	60		2			R	SC	2	\$2,000.00
Exc Award (06/30/2017)																	
153718	Singapore Bifrost	02/21/2023	Active	44	11	5	6	15.79%	38	1	3			N		0	\$1,000.00
124290	Singapore Bukit Timah	03/06/2015	Active	10	1	0	1	11.11%	9		1		3		M,VP,SC	0	
Exc Award (06/30/2017)																	
129768	Singapore Centennial	01/23/2017	Active	20	3	2	1	5.26%	19	12	1		3		S,M,VP,SC	0	
25645	SINGAPORE CENTRAL	03/10/1962	Active	41	0	1	-1	-2.38%	46	57	6				M,VP,SC	1	\$3,000.00
Exc Award (06/30/2023)																	
47951	SINGAPORE CHANGI	12/10/1987	Active	13	2	6	-4	-23.53%	20	24	1		3		M,VP,SC	24+	
Exc Award (06/30/2022)																	
49217	SINGAPORE CHATSWORTH	02/13/1989	Active	19	0	1	-1	-5.00%	21	31	0			R		0	
124233	Singapore Cheng Hua	03/06/2015	Active(1)	29	13	1	12	70.59%	18	4	5				T,M,VP,SC	24+	\$1,000.00
124034	Singapore Cherish	01/22/2015	Active	264	68	0	68	34.69%	196		2				M,VP,SC	4	\$2,000.00
Exc Award (06/30/2017)																	
127982	Singapore Chong Pang	06/20/2016	Active	29	4	1	3	11.54%	30	30	0		2	R	M	0	\$1,000.00
Exc Award (06/30/2021, 06/30/2022)																	
53515	SINGAPORE CITY	07/01/1992	Active	19	1	2	-1	-5.00%	21	8	3			N	M,SC	22	
56621	SINGAPORE CLARKE QUAY	03/07/1995	Active	35	8	20	-12	-25.53%	50	14	0			N		1	\$6,000.00
Exc Award (06/30/2017, 06/30/2024)																	
129109	Singapore Clover	10/28/2016	Active	16	0	0	0	0.00%	25		8		2	R		2	
Exc Award (06/30/2021)																	
66867	SINGAPORE COMPASSVALE	11/22/2002	Active	6	0	0	0	0.00%	6		13		2		M,VP,SC	2	



Club Health Assessment for District 309 through April 2025

			Status	Membership							Reports					Finance		LCIF
Club Number	Club Name	Charter Date		Current Member Count	YTD Members Added	YTD Members Dropped	YTD Net Growth	YTD Net Growth%	Member Count 12 Months Ago	Avg. length of service for dropped members	Months Since Last MMR ***	Yrs. Since Last Officer Report	President Rotation	Vice President Reported ****	Months Since Last Activity Report ***	Account Balance	Donations for current Fiscal Year	
			Number of times on status quo within last two years	If below 15 members appears				If net loss is greater than 20% appears			If no report in 3 months appears in	When more than one year appears in	Number of repeat terms		Notes the officers that do not have appears in an active red			
25643	SINGAPORE EAST	12/07/1960	Active	33	2	3	-1	-2.94%	34	21	1		2	N	M,SC	2	90+ Days	
149519	Singapore Elite	01/06/2022	P- Cancelled(8*)	0	3	3	0	0.00%	0	3	1		None		P,S,T,M,VP SC	N/R		
53751	SINGAPORE EMERALD	10/20/1992	Active	21	1	3	-2	-8.70%	23	3	0		2	R	S,SC	13		
118497	SINGAPORE ENTERPRISE	01/02/2013	Active	18	0	0	0	0.00%	16		10		2	N	SC	5		
Exc Award (06/30/2024)																		
107128	SINGAPORE ESPLANADE GOLD	01/01/2010	Active	16	0	0	0	0.00%	16		33		3		M,VP,SC	N/R		
58910	SINGAPORE EUNOS	12/06/1996	Active	12	0	0	0	0.00%	9		6		5		VP,SC	21		
151942	Singapore Fei Yang	07/29/2022	Active	25	0	0	0	0.00%	36		4			N	P,VP,SC	15		
141006	Singapore Forest	02/20/2020	Active	18	2	1	1	5.88%	20	5	2		2	R		1		
Exc Award (06/30/2023)																		
48221	SINGAPORE FORT CANNING	03/07/1988	Active	20	1	1	0	0.00%	20	9	1		2	R	SC	2	\$3,000.00	
Exc Award (06/30/2022, 06/30/2023, 06/30/2024)																		
68891	SINGAPORE FULLERTON	05/31/2003	Active	43	2	0	2	4.88%	42		2				VP,SC	21		
137751	Singapore Galaxy	03/21/2019	Active	19	2	4	-2	-9.52%	24	4	1			R		0		
Exc Award (06/30/2021)																		
111386	SINGAPORE GARDEN CITY	06/16/2011	Active	27	1	0	1	3.85%	26		2		2		T,M,VP,SC	15		\$1,000.00
Exc Award (06/30/2020, 06/30/2022)																		
151096	Singapore Global Ginseng	06/07/2022	Active	106	0	0	0	0.00%	106		4				M,VP,SC	12		
56970	SINGAPORE GOLDHILL	05/22/1995	Active	11	0	0	0	0.00%	12		10				M,VP,SC	24+		
122701	Singapore Goodlink	07/18/2014	Active	44	2	0	2	4.76%	42		9			N		0		
Exc Award (06/30/2016, 06/30/2020, 06/30/2024)																		
140964	Singapore Guilin	06/20/2020	Active	6	0	0	0	0.00%	7		10		6	R	S,M,VP,SC	24+		
55979	SINGAPORE HENDERSON	07/18/1994	Active	21	0	0	0	0.00%	21		0		2	R	P,VP,SC	1	\$1,000.00	
Exc Award (06/30/2017)																		
139316	Singapore Hope	09/03/2019	Active	9	20	33	-13	-59.09%	22	2	0				M,VP	N/R		
25644	SINGAPORE HOST	10/11/1958	Active	43	6	0	6	16.22%	37		3			N		2		
Exc Award (06/30/2024)																		



Club Health Assessment for District 309 through April 2025

			Status	Membership							Reports					Finance		LCIF
Club Number	Club Name	Charter Date		Current Member Count	YTD Members Added	YTD Members Dropped	YTD Net Growth	YTD Net Growth%	Member Count 12 Months Ago	Avg. length of service for dropped members	Months Since Last MMR ***	Yrs. Since Last Officer Report	President Rotation	Vice President Reported ****	Months Since Last Activity Report ***	Account Balance	Donations for current Fiscal Year	
			Number of times on status quo within last two years	If below 15 members appears				If net loss is greater than 20% appears			If no report in 3 months appears in	When more than one year appears in	Number of repeat terms	Notes the officers that do not have an active	If no report at 12 months appears in red			
53892	SINGAPORE ISLAND	12/04/1992	Active	29	2	0	2	7.41%	29		0		2	VP,SC	0		\$1,000.00	
Exc Award (06/30/2016)																		
146209	Singapore Ji Siang	05/17/2021	Active	37	6	4	2	5.71%	45	3	2			VP,SC	0			
78295	SINGAPORE JI YANG	02/23/2004	Active	27	0	0	0	0.00%	27		0			R SC	12			
Exc Award (06/30/2017)																		
149470	Singapore Jin Yu	01/11/2022	Active	4	1	1	0	0.00%	16	1	5		4	M,VP,SC	N/R			
25646	SINGAPORE JURONG	12/16/1967	Active	25	0	2	-2	-7.41%	28	24	7			R	5			
137677	Singapore Kaizen	04/08/2019	Active	18	4	0	4	28.57%	15		2			N SC	0			
37981	SINGAPORE KATONG	01/17/1980	Active	26	0	1	-1	-3.70%	27	34	6		3	R P	6		\$2,000.00	
42222	SINGAPORE KATONG MANDARIN	01/27/1983	Active	12	0	1	-1	-7.69%	13	31	6		3	M,VP,SC	24+			
58764	SINGAPORE KHATIB MANDARIN	10/14/1996	Active	30	0	0	0	0.00%	27		10			N P,VP	0		\$1,000.00	
Exc Award (06/30/2017, 06/30/2022, 06/30/20)																		
48190	SINGAPORE LADYHILL	02/15/1988	Active	28	0	0	0	0.00%	30		0		2	N M,SC	0		\$1,000.00	
Exc Award (06/30/2017)																		
122009	Singapore Lavender	04/24/2014	Active	12	0	0	0	0.00%	12		13		3	VP	2			
153531	Singapore Le Shan	01/27/2023	Active	137	41	0	41	42.71%	135		2		3	R	6			
84068	SINGAPORE LOTUS	08/26/2004	Active	14	0	0	0	0.00%	14		1		2	VP,SC	0		\$1,000.00	
Exc Award (06/30/2017, 06/30/2019)																		
149468	Singapore Man Tang	01/11/2022	Active	4	1	1	0	0.00%	15	2	5		4	T,M,VP,SC	N/R			
42108	SINGAPORE MANDARIN	12/01/1982	Active	197	101	42	59	42.75%	145	2	0			M,VP,SC	0		\$10,000.00	
Exc Award (06/30/2021, 06/30/2024)																		
111037	SINGAPORE MARINE PARADE	05/18/2011	Active	42	3	9	-6	-12.50%	47	2	0			M,VP,SC	1			
Exc Award (06/30/2016, 06/30/2017, 06/30/20)																		
50963	SINGAPORE METROPOLITAN	09/27/1990	Active	12	0	1	-1	-7.69%	13	27	0		2	VP,SC	24+			
121802	Singapore Meyer	04/17/2014	Active	39	0	0	0	0.00%	43		10			N SC	0		\$1,000.00	
Exc Award (06/30/2017)																		
134143	Singapore Midpoint	04/05/2018	Active	20	2	6	-4	-16.67%	24	3	2			VP,SC	24+			



Club Health Assessment for District 309 through April 2025

			Status	Membership							Reports					Finance		LCIF
Club Number	Club Name	Charter Date		Current Member Count	YTD Members Added	YTD Members Dropped	YTD Net Growth	YTD Net Growth%	Member Count 12 Months Ago	Avg. length of service for dropped members	Months Since Last MMR ***	Yrs. Since Last Officer Report	President Rotation	Vice President Reported ****	Months Since Last Activity Report ***	Account Balance	Donations for current Fiscal Year	
			Number of times on status quo within last two years	If below 15 members appears				If net loss is greater than 20% appears			If no report in 3 months appears in	When more than one year appears in	Number of repeat terms	Notes the officers that do not have an active	If no report at 12 months appears in red			
Exc Award (06/30/2022)																		
68671	SINGAPORE NANYANG	04/18/2003	Active	16	0	0	0	0.00%	16		8		2	VP,SC	8			
137881	Singapore Nanyang Grace	06/25/2019	Active	149	3	1	2	1.36%	153	6	0			N SC	0			
65465	SINGAPORE NASSIM	06/05/2002	Active	37	3	0	3	8.82%	36		1		2	M,VP,SC	24			
48058	SINGAPORE NEE SOON	01/15/1988	Active	28	1	0	1	3.70%	27		0		2	N SC	0			
Exc Award (06/30/2024)																		
52260	SINGAPORE NEE SOON MANDARIN	12/13/1991	Active	31	0	1	-1	-3.13%	32	32	7		2	R SC	24+			
48930	SINGAPORE NEW CENTRAL	10/05/1988	Active	32	0	2	-2	-5.88%	34	7	4			N	12			
Exc Award (06/30/2024)																		
25647	SINGAPORE NORTH	10/08/1970	Active	18	3	0	3	20.00%	15		3		2	R M	18		\$1,000.00	
Exc Award (06/30/2017)																		
44386	SINGAPORE ORCHARD	11/27/1984	Active	21	2	2	0	0.00%	22	2	0			R M,SC	1		\$4,000.00	
57060	SINGAPORE ORCHID	06/05/1995	Active	13	0	0	0	0.00%	13		34	1	None	P,S,T,M,VP SC	24+			
49301	SINGAPORE ORIENTAL	03/09/1989	Active	52	4	0	4	8.33%	53		0		2	M,VP,SC	0			
Exc Award (06/30/2017, 06/30/2020, 06/30/2024)																		
95077	SINGAPORE OSCAR	01/20/2006	Active(1)	15	0	16	-16	-51.61%	31	6	4			P,S,M,VP,SC	24+			
131270	Singapore Oxley	06/22/2017	Active	3	0	0	0	0.00%	3		3		2	M,VP,SC	7			
54813	SINGAPORE PATERSON	08/08/1993	Active	20	2	0	2	11.11%	18		3			VP,SC	16			
62867	SINGAPORE PEARL'S HILL	03/03/2000	Active	40	3	10	-7	-14.89%	47	4	5			VP,SC	24+			
122740	Singapore Radin Mas	07/18/2014	Active	16	1	0	1	6.67%	15		8		2	S,M,VP,SC	24+			
40042	SINGAPORE RAFFLES CITY	06/15/1981	Active	15	1	0	1	7.14%	20		5			N M	1			
50988	SINGAPORE ROYAL	10/01/1990	Active	45	5	2	3	7.14%	43	16	3		2	R	4			
146210	Singapore Ru Yi	05/17/2021	Active	26	3	2	1	4.00%	25	4	3			VP,SC	0		\$900.00	
42599	SINGAPORE SELETAR	04/15/1983	Active	30	0	2	-2	-6.25%	32	20	0			M,VP,SC	6		\$1,000.00	
Exc Award (06/30/2017, 06/30/2024)																		
47968	SINGAPORE SENTOSA	12/21/1987	Active	16	0	0	0	0.00%	16		0			N SC	12			



Club Health Assessment for District 309 through April 2025

			Status	Membership							Reports					Finance		LCIF
Club Number	Club Name	Charter Date		Current Member Count	YTD Members Added	YTD Members Dropped	YTD Net Growth	YTD Net Growth%	Member Count 12 Months Ago	Avg. length of service for dropped members	Months Since Last MMR ***	Yrs. Since Last Officer Report	President Rotation	Vice President Reported ****	Months Since Last Activity Report ***	Account Balance	Donations for current Fiscal Year	
			Number of times on status quo within last two years	If below 15 members appears				If net loss is greater than 20% appears			If no report in 3 months appears in	When more than one year appears in	Number of repeat terms	Notes the officers that do not have an active	If no report at 12 months appears in red			
49269	SINGAPORE SERANGOON GARDENS	03/06/1989	Active	22	3	0	3	15.79%	20		0			VP,SC	2			
49781	SINGAPORE SHANGRI LA Exc Award (06/30/2017)	07/19/1989	Active	7	0	0	0	0.00%	8		11		3	R	SC	9		
66742	SINGAPORE SIGLAP	10/24/2002	Active	11	0	0	0	0.00%	14		10	1	None	P,S,T,M,VP SC	18			
25648	SINGAPORE SOUTH	05/05/1972	Active	21	0	0	0	0.00%	21		10		None	P,S,T,M,VP SC	16			
47952	SINGAPORE STAMFORD	12/16/1987	Active	22	2	0	2	10.00%	20		0		2	R	SC	0	\$1,000.00	
50855	SINGAPORE TANAH MERAH Exc Award (06/30/2020, 06/30/2022)	07/12/1990	Active	37	0	0	0	0.00%	38		0		2	R	SC	20		
25649	SINGAPORE TANGLIN	10/10/1972	Active	16	0	0	0	0.00%	16		1		2	R	P,M	24+	\$1,000.00	
49010	SINGAPORE VANDA Exc Award (06/30/2022)	11/11/1988	Active	36	2	0	2	5.88%	37		9			N	M,SC	0	\$1,000.00	
149436	Singapore Vanguard	12/29/2021	P- Cancelled(8*)	0	2	2	0	0.00%	0	4	1		None	P,S,T,M,VP SC	N/R	90+ Days		
116163	SINGAPORE VISTA	02/28/2012	Active	17	0	0	0	0.00%	17		14		None	P,S,T,M,VP SC	24+			
25650	SINGAPORE WEST	07/12/1972	Active	23	1	1	0	0.00%	23	1	0			R		12		
125335	Singapore Westlake	07/08/2015	Active	2	0	2	-2	-50.00%	4	2	0		5	S,T,M,VP,SC	24+			
108016	SINGAPORE WHAMPOA	04/12/2010	Active	26	4	2	2	8.33%	25	5	1		2	VP,SC	0			

Clubs Cancelled Previous Fiscal Year – Clubs Cancelled within last 12 months may be reinstated

Club Number	Club Name	Charter Date	Current Status*	Cancellation Date
121577	Singapore Broadway	04/04/2014	Cancelled(6*)	01/29/2024
139198	Singapore Icon 3K	07/30/2019	Cancelled(8*)	06/29/2024
130085	Singapore Millennium	02/24/2017	Cancelled(8*)	12/29/2023
133587	Singapore Premier	04/05/2018	Cancelled(8*)	06/29/2024
146139	Singapore YiXin	05/06/2021	Cancelled(8*)	12/29/2023



Club Health Assessment for District 309 through April 2025

Club Number			Club Name			Charter Date			Status					Membership					Reports					Finance		LCIF
									Current Member Count	YTD Members Added	YTD Members Dropped	YTD Net Growth	YTD Net Growth%	Member Count 12 Months Ago	Avg. length of service for dropped members	Months Since Last MMR ***	Yrs. Since Last Officer Report	President Rotation	Vice President Reported ****	Months Since Last Activity Report ***	Account Balance	Donations for current Fiscal Year				
									Number of times on status quo within last two years	If below 15 members appears			If net loss is greater than 20% appears			If no report in 3 months appears in		When more than one year appears in	Number of repeat terms	Notes the officers that do not have an active		If no report at 12 months appears in red				
Current Total Clubs Count	YTD New Clubs Count	YTD Cancelled Clubs Count	YTD Net Club Gain	Current Total Members Count	YTD Add	YTD Drop	YTD Net Growth	YTD Net Growth %	Member Count 12 Months Ago	Average Member Count Per Club	% of Clubs with less than 20 members	% No MMR in 3 Months	% No Officer Report in 12 Months	% of Clubs with balance 90+ days	Number of Clubs in Status Quo	% Status Quo Clubs in Financial Suspension	Number of Cancelled Clubs	Average Cancelled Club Age	Members Lost Due to Cancellation	% of Clubs Cancelled for Non-Financial Reasons						
108	3	3	0	3,459	551	315	236	7.32%	3,468	32	41%	55%	5%	3%	0	0%	3	13	32	-133%						

* - P - Priority Club. Cancellation Reasons: 1-Objectives/conduct, 2-Non-active club, 5-Non-existing club, 6-Disbanding, 7-Merger, 8-Financial Suspension, 9-District/Multiple District Dues.

** - Abbreviation: P-President, S-Secretary, T-Treasurer, M-Member Chairperson, VP-First Vice President, MC-Communications Chairperson, SC-Service Chairperson

*** - Abbreviation: N/R - Never reported using the Lions Clubs website, N/A - Not applicable, No password registered for the Lions Clubs website.

**** - Abbreviation: N - New, IP - Immediate Past, R - Repeat.